

Colina Holdings Bahamas Limited

**Audited Consolidated Financial Statements
Year Ended December 31, 2017
With Report of Independent Auditors**



KPMG
 PO Box N-123
 Montague Sterling Centre
 East Bay Street
 Nassau, Bahamas

Telephone +1 242 393 2007
 Fax +1 242 393 1772
 kpmg.com.bs

INDEPENDENT AUDITORS' REPORT

To the Shareholders of Colina Holdings Bahamas Limited

Report on the Audit of the Consolidated Financial Statements

Opinion

We have audited the consolidated financial statements of Colina Holdings Bahamas Limited and its subsidiaries ("the Group"), which comprise the consolidated statement of financial position as at December 31, 2017, the consolidated statements of comprehensive income, changes in equity and cash flows for the year then ended, and notes, including significant accounting policies and other explanatory information.

In our opinion, the accompanying consolidated financial statements present fairly, in all material respects, the consolidated financial position of the Group as at December 31, 2017, and its consolidated financial performance and its consolidated cash flows for the year then ended in accordance with International Financial Reporting Standards ("IFRSs").

Basis for Opinion

We conducted our audit in accordance with International Standards on Auditing ("ISAs"). Our responsibilities under those standards are further described in the *Auditors' Responsibilities for the Audit of the Consolidated Financial Statements* section of our report. We are independent of the Group in accordance with International Ethics Standards Board for Accountants Code of Ethics for Professional Accountants ("IESBA Code"), and we have fulfilled our other ethical responsibilities in accordance with the IESBA Code. We believe that the audit evidence we have obtained is sufficient and appropriate to provide a basis for our opinion.

Key Audit Matters

Key audit matters are those matters that, in our professional judgment, were of most significance in our audit of the consolidated financial statements of the current period. These matters were addressed in the context of our audit of the consolidated financial statements as a whole, and in forming our opinion thereon, and we do not provide a separate opinion on these matters.

Provision for future policy benefits (\$421,667,568, see note 18)	
The risk	Our response
<p>Significant estimates are made in valuing the Group's provision for future policy benefits. The key valuation assumptions are disclosed in note 18. When making these assumptions the Group takes independent actuarial advice relating to their appropriateness.</p> <p>The valuation is considered to be a significant risk as small changes in the assumptions can have a material financial impact on the consolidated financial statements.</p>	<p>In this area, our audit procedures included inspecting the Group's actuarial reports and challenging the key assumptions used, including mortality and morbidity, policy lapse rates, investment yields, medical claims costs and expenses by comparing with externally derived data, with the support of our own actuarial specialists. We assessed whether the reserve estimation approach is in accordance with actuarial standards of practice; assessed the appropriateness of methodology and underlying assumptions; and tested the outcomes for reasonableness.</p> <p>We also considered the adequacy of the Group's disclosures in respect of the sensitivity to key assumptions in note 18.</p>



Investment properties (\$54,845,002, see note 12)	
The risk	Our response
<p>Significant unobservable inputs are used in valuing the Group's investment properties. The key unobservable inputs used are disclosed in note 12. The Group uses independent appraisers with experience in the local market as well as management's valuations for investment properties where appraisals are not obtained.</p> <p>The valuation is considered to be a significant risk as small changes in the inputs can have a material financial impact on the consolidated financial statements.</p>	<p>In this area, our audit procedures included assessing the independent appraisal reports and management's valuation reports for reasonableness of the valuations, challenging the key inputs used, including discount rates, capitalization rates, growth rates and inflation rates by comparing them against externally derived data, with the support of our own valuation specialists.</p> <p>We also considered the adequacy of the Group's disclosures in respect of the significant unobservable inputs in note 12.</p>

Investment securities and other financial assets (\$370,954,280, see note 9)	
The risk	Our response
<p>The Group has a significant portfolio of investment securities and other financial assets in its investment portfolio, comprising equity and debt securities.</p> <p>The valuation and disclosure of investment securities are considered to be a key audit area due to the material financial impact of this asset class on the Group's consolidated financial statements.</p>	<p>In this area, our audit procedures included obtaining confirmations from investment managers and/or custodians and comparing the Group's valuations of the portfolio of investments to independent valuations thereof.</p> <p>We also considered the adequacy of the Group's disclosures in respect of the fair value hierarchy in note 9.</p>

Premium revenue (\$130,886,977, see note 25)	
The risk	Our response
<p>Premium revenue is the Group's primary source of revenues.</p> <p>The existence and accuracy of premium revenue are considered to be a key audit area due to the material financial impact of premium revenue on the Group's consolidated financial statements.</p>	<p>In this area, our audit procedures included reviewing the internal controls and testing the key controls surrounding the premium revenue process and testing samples of premium revenue items.</p>

Responsibilities of Management and Those Charged with Governance for the Consolidated Financial Statements

Management is responsible for the preparation and fair presentation of the consolidated financial statements in accordance with IFRS, and for such internal control as management determines is necessary to enable the preparation of consolidated financial statements that are free from material misstatement, whether due to fraud or error.

In preparing the consolidated financial statements, management is responsible for assessing the Group's ability to continue as a going concern, disclosing, as applicable, matters related to going concern and using the going concern basis of accounting unless management either intends to liquidate the Group or to cease operations, or has no realistic alternative but to do so.

Those charged with governance are responsible for overseeing the Group's financial reporting process.

Auditors' Responsibilities for the Audit of the Consolidated Financial Statements

Our objectives are to obtain reasonable assurance about whether the consolidated financial statements as a whole are free from material misstatement, whether due to fraud or error, and to issue an auditors' report that includes our opinion. Reasonable assurance is a high level of assurance, but is not a guarantee that an audit conducted in accordance with ISAs will always detect a material misstatement when it exists. Misstatements can arise from fraud or error and are considered material if, individually or in the aggregate, they could reasonably be expected to influence the economic decisions of users taken on the basis of these consolidated financial statements.



As part of an audit in accordance with ISAs, we exercise professional judgment and maintain professional skepticism throughout the audit. We also:

- Identify and assess the risks of material misstatement of the consolidated financial statements, whether due to fraud or error, design and perform audit procedures responsive to those risks, and obtain audit evidence that is sufficient and appropriate to provide a basis for our opinion. The risk of not detecting a material misstatement resulting from fraud is higher than for one resulting from error, as fraud may involve collusion, forgery, intentional omissions, misrepresentations, or the override of internal control.
- Obtain an understanding of internal control relevant to the audit in order to design audit procedures that are appropriate in the circumstances, but not for the purpose of expressing an opinion on the effectiveness of the Group's internal control.
- Evaluate the appropriateness of accounting policies used and the reasonableness of accounting estimates and related disclosures made by management.
- Conclude on the appropriateness of management's use of the going concern basis of accounting and, based on the audit evidence obtained, whether a material uncertainty exists related to events or conditions that may cast significant doubt on the Group's ability to continue as a going concern. If we conclude that a material uncertainty exists, we are required to draw attention in our auditors' report to the related disclosures in the consolidated financial statements or, if such disclosures are inadequate, to modify our opinion. Our conclusions are based on the audit evidence obtained up to the date of our auditors' report. However, future events or conditions may cause the Group to cease to continue as a going concern.
- Evaluate the overall presentation, structure and content of the consolidated financial statements, including the disclosures, and whether the consolidated financial statements represent the underlying transactions and events in a manner that achieves fair presentation.

We communicate with those charged with governance regarding, among other matters, the planned scope and timing of the audit and significant audit findings, including any significant deficiencies in internal control that we identify during our audit.

We also provide those charged with governance with a statement that we have complied with relevant ethical requirements regarding independence, and to communicate with them all relationships and other matters that may reasonably be thought to bear on our independence, and where applicable, related safeguards.

From the matters communicated with those charged with governance, we determine those matters that were of most significance in the audit of the consolidated financial statements of the current period and are therefore the key audit matters. We describe these matters in our auditors' report unless law or regulation precludes public disclosure about the matter or when, in extremely rare circumstances, we determine that a matter should not be communicated in our report because the adverse consequences of doing so would reasonably be expected to outweigh the public interest benefits of such communication.

Other information-

We expect to receive other information from the Group on April 3, 2017, which will comprise the information to be included in the Group's annual report, but does not include the consolidated financial statements and our auditors' report thereon.

Our opinion on the consolidated financial statements does not and will not cover other information and we do not express any form of assurance conclusion thereon.

In connection with our audit of the consolidated financial statements, our responsibility is to read the other information and, in doing so, consider whether there are indications that the other information is materially inconsistent with the consolidated financial statements or our knowledge obtained in the audit or otherwise appears to be materially misstated. If, based on the work we have performed, we determine that there is a material misstatement of this other information, we would be required to report that fact.

The engagement partner on the audit resulting in this independent auditors' report is Lambert Longley.

Nassau, Bahamas
March 23, 2018


March 23, 2018

Subject: 2017 certification of actuarial liabilities

I have valued the actuarial liabilities of Colina Holdings Bahamas Limited for its consolidated balance sheet as of December 31, 2017, for a total amount of \$421,667,568 and their change in the consolidated statement of operations for the year then ended in accordance with accepted actuarial practice, the Canadian Institute of Actuaries' Standards of Practice (for Life companies), and the Canadian valuation method ("CALM"), all of which are accepted in The Bahamas, including selection of appropriate assumptions and methods.

In my opinion, the amount of the actuarial liabilities reported above makes appropriate provision for all future policyholder obligations, and the consolidated financial statements of Colina Holdings Bahamas Limited present fairly the results of the valuation.

Respectfully submitted,



Jacques Tremblay FCIA, MAAA, FSA,

Fellow of Canadian Institute of Actuaries, Member of the American Academy of Actuaries,
Fellow of Society of Actuaries

Appointed Actuary for Colina Insurance Limited


COLINA HOLDINGS BAHAMAS LIMITED
Consolidated Statement of Financial Position


At December 31, 2017 with corresponding figures at December 31, 2016
(Expressed in Bahamian dollars)

	Notes	2017	2016
ASSETS			
Term deposits	8	\$ 52,006,821	\$ 25,940,507
Investment securities and other financial assets	9	370,954,280	368,797,947
Mortgages and commercial loans	10	33,851,653	39,534,099
Policy loans	11	69,407,663	70,053,596
Investment properties	12	54,845,002	55,720,002
Equity-accounted investees	13	15,545,657	13,921,852
Total invested assets		596,611,076	573,968,003
Cash and demand balances	8	50,741,986	18,766,968
Receivables and other assets	14	62,588,326	98,612,207
Property and equipment	15	17,572,151	18,589,716
Goodwill	16	13,164,419	13,371,374
Other intangible assets	17	2,808,416	3,272,110
Total assets		\$ 743,486,374	\$ 726,580,378
LIABILITIES			
Provision for future policy benefits	18	\$ 421,667,568	\$ 404,115,806
Policy dividends on deposit		28,196,322	27,896,992
Total policy liabilities		449,863,890	432,012,798
Repurchase agreement	19	21,000,000	28,000,000
Other liabilities	20	78,290,479	85,195,297
Total liabilities		549,154,369	545,208,095
EQUITY			
Ordinary shares	21	24,729,613	24,729,613
Treasury shares	21	-	(50,549)
Contributed capital		5,960,299	5,960,299
Revaluation reserve	22	15,228,318	12,492,293
Retained earnings		83,741,479	75,020,518
Total ordinary shareholders' equity		129,659,709	118,152,174
Preference shares	21	42,500,000	42,500,000
Total shareholders' equity		172,159,709	160,652,174
Non-controlling interests		22,172,296	20,720,109
Total equity		194,332,005	181,372,283
Total liabilities and equity		\$ 743,486,374	\$ 726,580,378

The accompanying notes are an integral part of these consolidated financial statements.

Approved by the Board of Directors on March 23, 2018 and signed on its behalf by:


T. Hilts - Chairman


E. M. Alexiou – Executive Vice-Chairman

COLINA HOLDINGS BAHAMAS LIMITED
Consolidated Statement of Profit or Loss

For the Year Ended December 31, 2017 with corresponding figures for the Year Ended December 31, 2016
(Expressed in Bahamian dollars)

	Notes	2017	2016
Revenues:			
Premium revenue		\$ 130,886,977	\$ 131,923,594
Less: Reinsurance premiums	25	<u>(13,432,046)</u>	<u>(13,144,772)</u>
Net premium revenue	25	117,454,931	118,778,822
Net investment income	12,26	21,622,900	25,343,794
Share of profit of equity-accounted investees	13	1,623,806	1,854,638
Net commission income		3,262,452	3,241,993
Investment management and other fees		13,085,382	13,739,094
Other income and fees		<u>8,011,523</u>	<u>3,678,612</u>
Total revenues		<u>165,060,994</u>	<u>166,636,953</u>
Benefits and expenses:			
Policyholders' benefits		94,615,641	88,519,841
Less: Reinsurance recoveries	27	<u>(14,658,421)</u>	<u>(8,422,359)</u>
Net policyholders' benefits	27	79,957,220	80,097,482
Changes in provision for future policy benefits	18	17,551,762	16,934,630
General and administrative expenses	12,28	34,262,122	35,993,278
Commission expense		9,552,683	10,112,581
Premium and other tax expense		3,594,186	3,562,795
Finance costs and interest	29	2,371,089	2,579,797
Impairment of goodwill	16	<u>206,955</u>	<u>98,542</u>
Total benefits and expenses		<u>147,496,017</u>	<u>149,379,105</u>
Net income for the year		<u>\$ 17,564,977</u>	<u>\$ 17,257,848</u>
Net income attributable to:			
Equity shareholders of the Company	30	\$ 16,606,407	\$ 16,352,248
Non-controlling interests		<u>958,570</u>	<u>905,600</u>
Net income for the year		<u>\$ 17,564,977</u>	<u>\$ 17,257,848</u>
Basic earnings per ordinary share	30	<u>\$ 0.57</u>	<u>\$ 0.55</u>

The accompanying notes are an integral part of these consolidated financial statements.

COLINA HOLDINGS BAHAMAS LIMITED
Consolidated Statement of Profit or Loss and Other Comprehensive Income

For the Year Ended December 31, 2017 with corresponding figures for the Year Ended December 31, 2016
(Expressed in Bahamian dollars)

	Notes	2017	2016
Net income for the year		\$ 17,564,977	\$ 17,257,848
Other comprehensive income:			
Reclassification during the year to profit or loss	22	(34,167)	1,452,447
Change in available-for-sale financial assets	22,26	<u>2,770,192</u>	<u>286,690</u>
Other comprehensive income for the year		<u>2,736,025</u>	<u>1,739,137</u>
Total comprehensive income for the year		<u>\$ 20,301,002</u>	<u>\$ 18,996,985</u>
Attributable to:			
Equity shareholders of the Company		\$ 19,342,432	\$ 18,091,385
Non-controlling interests		<u>958,570</u>	<u>905,600</u>
Total comprehensive income for the year		<u>\$ 20,301,002</u>	<u>\$ 18,996,985</u>

The accompanying notes are an integral part of these consolidated financial statements.

COLINA HOLDINGS BAHAMAS LIMITED
Consolidated Statement of Changes in Equity

For the Year Ended December 31, 2017 with corresponding figures for the Year Ended December 31, 2016
(Expressed in Bahamian dollars)

	Ordinary Share Capital	Treasury Shares	Contributed Capital	Revaluation Reserve	Preference Share Capital	Retained Earnings	Non- controlling Interests	Total Equity
Balance, December 31, 2015	\$ 24,729,613	\$ (50,549)	\$ 5,960,299	\$ 10,753,156	\$ 42,500,000	\$ 66,760,641	\$ 19,140,063	\$ 169,793,223
Net income for the year	-	-	-	-	-	16,352,248	905,600	17,257,848
Net gain on remeasurement of available-for-sale securities to fair value (Note 22)	-	-	-	286,690	-	-	-	286,690
Reclassification during the year to profit or loss (Note 22)	-	-	-	1,452,447	-	-	-	1,452,447
Changes in non-controlling interests	-	-	-	-	-	-	674,446	674,446
Dividends paid to ordinary shareholders (Note 30)	-	-	-	-	-	(5,436,121)	-	(5,436,121)
Preference share dividends (Note 30)	-	-	-	-	-	(2,656,250)	-	(2,656,250)
Balance, December 31, 2016	\$ 24,729,613	\$ (50,549)	\$ 5,960,299	\$ 12,492,293	\$ 42,500,000	\$ 75,020,518	\$ 20,720,109	\$ 181,372,283
Net income for the year	-	-	-	-	-	16,606,407	958,570	17,564,977
Net gain on remeasurement of available-for-sale securities to fair value (Note 22)	-	-	-	2,770,192	-	-	-	2,770,192
Reclassification during the year to profit or loss (Note 22)	-	-	-	(34,167)	-	-	-	(34,167)
Sale of treasury shares (Note 21,30)	-	50,549	-	-	-	-	-	50,549
Changes in non-controlling interests	-	-	-	-	-	-	493,617	493,617
Dividends paid to ordinary shareholders (Note 30)	-	-	-	-	-	(5,440,515)	-	(5,440,515)
Preference share dividends (Note 30)	-	-	-	-	-	(2,444,931)	-	(2,444,931)
Balance, December 31, 2017	<u>\$ 24,729,613</u>	<u>\$ -</u>	<u>\$ 5,960,299</u>	<u>\$ 15,228,318</u>	<u>\$ 42,500,000</u>	<u>\$ 83,741,479</u>	<u>\$ 22,172,296</u>	<u>\$ 194,332,005</u>

The accompanying notes are an integral part of these consolidated financial statements.

COLINA HOLDINGS BAHAMAS LIMITED
Consolidated Statement of Cash Flows

For the Year Ended December 31, 2017 with corresponding figures for the Year Ended December 31, 2016
(Expressed in Bahamian dollars)

	Notes	2017	2016
Cash flows from operating activities:			
Net income		\$ 17,564,977	\$ 17,257,848
Adjustments to reconcile net income to net cash provided by/(used in) operating activities:			
Change in unrealized gains on fair value through profit or loss securities	9	4,288,169	4,863,604
Increase in provision for future policy benefits		17,551,762	16,934,630
Changes in loss provisions for loans and receivables		2,308,633	1,575,818
Depreciation and impairment/amortization charges		2,040,498	2,433,022
Net realized losses/(gains) on fair value through profit or loss securities	9	481,497	(161,507)
Net realized (losses)/gains on sale of available-for-sale securities		(44,953)	130,568
Interest income		(27,475,551)	(31,255,507)
Dividend income		(2,208,336)	(2,066,257)
Net fair value losses/(gains) on investment properties		875,000	(555,320)
Finance costs and interest		2,371,089	2,579,797
Proceeds on disposal of property and equipment, net		<u>100,095</u>	<u>10,033</u>
Operating cash flows before changes in operating assets and liabilities		17,852,880	11,746,729
Changes in operating assets and liabilities:			
Decrease/(increase) in other assets		30,406,754	(47,155,094)
Decrease in other liabilities		<u>(1,449,748)</u>	<u>(1,854,338)</u>
Net cash provided by/(used) in operating activities		<u>46,809,886</u>	<u>(37,262,703)</u>

(Continued)

The accompanying notes are an integral part of these consolidated financial statements.

COLINA HOLDINGS BAHAMAS LIMITED
Consolidated Statement of Cash Flows

For the Year Ended December 31, 2017 with corresponding figures for the Year Ended December 31, 2016
(Expressed in Bahamian dollars)

	Notes	2017	2016
Cash flows from investing activities:			
(Increase)/decrease in term deposits with original maturities greater than 90 days		(24,648,930)	19,013,888
Fair value through profit or loss securities purchased		(47,117,918)	(35,889,117)
Proceeds on disposal of fair value through profit or loss securities		46,173,545	28,195,846
Available-for-sale securities purchased		(16,654,670)	(11,317,374)
Proceeds on disposal of available-for-sale securities		13,488,189	8,860,189
Reclassification during the year to profit or loss	22	(34,167)	1,452,447
Disposal of treasury shares		50,549	-
Net decrease in loans to policyholders		649,700	114,417
Loan to SBL Ltd.		1,914,125	5,000,000
Net decrease in mortgages and commercial loans		4,012,358	2,714,251
Additions to investment property		-	(9,289)
Interest received		28,732,798	27,737,946
Dividends received		2,208,336	2,066,257
Additions to property and equipment		(272,741)	(217,288)
Net cash provided by investing activities		<u>8,501,174</u>	<u>47,722,173</u>
Cash flows from financing activities:			
Changes in non-controlling interests		493,617	674,446
Interest paid on other contracts		(2,371,089)	(2,579,797)
Proceeds from repurchase agreement		(7,000,000)	(7,000,000)
Proceeds from borrowings		(3,899,139)	(5,000,000)
Dividends paid to ordinary shareholders		(5,440,515)	(5,436,121)
Dividends paid to preference shareholders		(2,444,931)	(2,656,250)
Net cash used in financing activities		<u>(20,662,057)</u>	<u>(21,997,722)</u>
Net increase/(decrease) in cash and cash equivalents		34,649,003	(11,538,252)
Cash and cash equivalents, beginning of year		<u>17,783,065</u>	<u>29,321,317</u>
Cash and cash equivalents, end of year	8	<u>\$ 52,432,068</u>	<u>\$ 17,783,065</u>

(Concluded)

The accompanying notes are an integral part of these consolidated financial statements.

COLINA HOLDINGS BAHAMAS LIMITED
Notes to Consolidated Financial Statements

For the Year Ended December 31, 2017 with corresponding figures for the Year Ended December 31, 2016
(Expressed in Bahamian dollars)

1. Corporate Information

Colina Holdings Bahamas Limited (“the Company”) was incorporated under the laws of the Commonwealth of The Bahamas on July 6, 1993.

The Company acts principally as a holding company of its principal subsidiaries, Colina Insurance Limited (“Colina”), a wholly-owned life and health insurer incorporated in The Bahamas; Colina General Insurance Agency & Brokers Limited (“CGIA”), a wholly-owned general insurance agent and broker; and Colina Financial Advisors Ltd. (“CFAL”), a wholly-owned financial services company.

Colina is registered to operate as a life and health insurer in The Bahamas, The Cayman Islands, and The Turks and Caicos Islands. CGIA holds a dual registration as a general insurance broker and agent for operations in The Bahamas. CFAL is licensed as a broker dealer in The Bahamas.

The ordinary shares of the Company are listed on the Bahamas International Securities Exchange. At December 31, 2017, approximately 58.1% (2016: 58.1%) of the Company's issued ordinary shares were owned by AF Holdings Ltd. (“AFH”) and 41.9% (2016: 41.9%) by the Bahamian public. All significant balances and transactions with AFH and parties related to AFH are disclosed as related party transactions in these consolidated financial statements (See Note 33).

The registered office of the Company is located at Trinity Place Annex, Frederick and Shirley Streets, P.O. Box N-4805, Nassau, The Bahamas and its principal place of business is located at 308 East Bay Street, P.O. Box N-4728, Nassau, The Bahamas.

The consolidated financial statements of the Company and its subsidiaries (collectively, “the Group”) for the year ended December 31, 2017 were authorized for issue in accordance with a resolution of the Company's Board of Directors on March 23, 2018.

2. Changes in Accounting Policies and Disclosures

The accounting policies adopted are consistent with those of the previous financial year except for the following new and amended International Financial Reporting Standards (“IFRS”) and International Financial Reporting Interpretations Committee (“IFRIC”) interpretations. The Group has not early adopted any other standard, interpretation or amendment that has been issued but is not yet effective. The following accounting policies were applicable to the Group and were adopted in the year commencing January 1, 2017:

- Amendments to IAS 7 Disclosure Initiative
- Amendments to IAS 12 Recognition of Deferred Tax Assets for Unrealized Losses
- Amendments to IFRS 12 included in the Annual Improvements to IFRSs 2014 – 2016 Cycle

The adoption of the above accounting policies has not had any material impact on the amounts reported for current and prior years but may affect the accounting for future transactions and arrangements.

3. Standards Issued but not yet Effective

The standards and interpretations that are issued, but not yet effective, up to the date of issuance of the Group's financial statements are disclosed below. The Group intends to adopt these standards, if applicable, when they become effective.

Effective for annual periods beginning on or after January 1, 2018:

- IFRS 9 Financial Instruments
- IFRS 15 Revenue from Contracts with Customers
- Amendments to IFRS 2 Classification and Measurement of Share-based Payment Transactions
- Amendments to IFRS 10 and IAS 28 Sale or Contribution of Assets between an Investor and its Associate or Joint Venture
- Amendments to IAS 40 Transfers of Investment Property
- Amendments to IFRSs Annual Improvements to IFRS Standards 2014-2016 Cycle
- IFRIC 22 Foreign Currency Transactions and Advance Consideration

COLINA HOLDINGS BAHAMAS LIMITED
Notes to Consolidated Financial Statements

For the Year Ended December 31, 2017 with corresponding figures for the Year Ended December 31, 2016
(Expressed in Bahamian dollars)

Effective for annual periods beginning on or after January 1, 2019:

- IFRS 16 Leases

Effective for annual periods beginning on or after January 1, 2021:

- IFRS 17 Insurance Contracts

Management has not yet assessed the full impact of the relevant adoption of these standards and interpretations in future periods against the consolidated financial statements of the Group.

4. Summary of Significant Accounting Policies

The principal accounting policies applied in the preparation of these consolidated financial statements are set out below. These policies have been consistently applied to the years presented, unless otherwise stated.

4.1 Statement of compliance

The consolidated financial statements of the Group have been prepared in accordance with International Financial Reporting Standards (“IFRS”) as issued by the International Accounting Standards Board (“IASB”).

The Group presents its consolidated statement of financial position broadly in order of liquidity. An analysis regarding recovery or settlement within twelve months after the reporting date (current) and more than 12 months after the reporting date (non-current) is presented in Note 34.

4.2 Basis of preparation

The consolidated financial statements of the Group have been prepared under the historical cost convention, as modified by the revaluation of certain financial assets and liabilities and investment properties that are required to be remeasured at fair value. The Company, with the concurrence of the Insurance Commission of The Bahamas, uses actuarial practices generally accepted in Canada for the valuation of its provision for future policyholder benefits as no specific guidance is provided by IFRS for determining such provisions. The adoption of IFRS 4 – Insurance Contracts, permits the Group to continue with this valuation policy.

Financial assets and liabilities are offset and the net amount reported in the consolidated statement of financial position only when there is a legally enforceable right to offset the recognized amounts and there is an intention to settle on a net basis, or to realize the assets and settle the liability simultaneously. Income and expense will not be offset in the consolidated statement of profit or loss unless required or permitted by any accounting standard or interpretation, as specifically disclosed in the accounting policies of the Group.

4.3 Significant accounting judgments and key sources of estimation uncertainty

The preparation of the consolidated financial statements in conformity with IFRS requires management to make judgments, estimates and assumptions that affect the reported amounts of assets and liabilities, and the accompanying disclosures and the disclosures of contingent assets and liabilities at the date of the consolidated financial statements, and the reported amounts of revenues and expenses during the reporting period. However, uncertainty about these assumptions and estimates could result in outcomes that could require a material adjustment to the carrying amount of the asset or liability affected in the future.

(a) Valuation of long term insurance contract liabilities and investment contract liabilities with a Discretionary Participation Feature (“DPF”)

The liability for life insurance contracts and investment contracts with DPF is either based on current assumptions or on assumptions established at inception of the contract, reflecting the best estimate at the time increased with a margin for risk and adverse deviation. All contracts are subject to a liability adequacy test, which reflect management’s best current estimate of future cash flows.

The main assumptions used relate to mortality, morbidity, longevity, investment returns, expenses, lapse and surrender rates, and discount rates. The Group bases mortality and morbidity rates on standard industry Canadian mortality tables which reflect historical experiences, adjusted when appropriate to reflect the Group’s unique risk exposure, product characteristics, target markets and own claims severity and frequency experiences. For those contracts that insure risk related to longevity, prudent allowance is made for expected future mortality improvements as well as wide

COLINA HOLDINGS BAHAMAS LIMITED
Notes to Consolidated Financial Statements

For the Year Ended December 31, 2017 with corresponding figures for the Year Ended December 31, 2016
(Expressed in Bahamian dollars)

ranging changes to life style, could result in significant changes to the expected future mortality exposure.

Estimates are also made as to future investment income arising from the assets backing life insurance contracts. These estimates are based on current market returns as well as expectations about future economic and financial developments.

Assumptions on future expense are based on current expense levels, adjusted for expected expense inflation if appropriate.

Lapse and surrender rates are based on the Group's historical experience of lapses and surrenders.

Discount rates are based on current industry risk rates, adjusted for the Group's own risk exposure.

The carrying value at December 31, 2017 of long term insurance contract liabilities with DPF is \$218,535,609 (2016: \$214,595,297) and of investment contract liabilities with DPF is \$7,562,665 (2016: \$7,600,697) (See Note 18).

(b) Accident and health insurance contract liabilities

For medical insurance contracts, estimates have to be made for the expected ultimate cost of claims reported at the consolidated statement of financial position date and for the expected ultimate cost of claims incurred but not yet reported (IBNR) at the reporting date. It can take a significant period of time before the ultimate claims cost can be established with certainty and for certain types of policies, IBNR claims form the majority of the consolidated statement of financial position liability for accident and health insurance.

The ultimate cost of outstanding claims is estimated by using a range of standard actuarial claims projection techniques.

The main assumption underlying these techniques is that a company's past claims development experience can be used to project future claims development and hence, ultimate claims costs.

The carrying value at the reporting date of accident & health insurance contract liabilities is \$15,311,724 (2016: \$13,773,244) (See Note 18).

(c) Goodwill impairment testing

Goodwill is tested for impairment annually and when circumstances indicate that the carrying value may be impaired. Impairment is determined for goodwill by assessing the recoverable amount of the cash-generating units to which the goodwill relates. Where the recoverable amount of the cash-generating units is less than their carrying amount, an impairment loss is recognized. Impairment losses relating to goodwill cannot be reversed in future periods.

The carrying value of goodwill is \$13,164,419 (2016: \$13,371,374) (See Note 16).

(d) Revaluation of property and equipment and investment properties

The Group carries its investment properties at fair value, with changes in fair value being recognized in the consolidated statement of profit or loss. In addition, it measures land and buildings at revalued amounts with changes in fair value being recognized in the revaluation reserve. The Group assesses its property holdings through the use of independent valuation specialists on a periodic basis, performing management assessments in the intervening years. For investment properties, a valuation methodology based on a discounted cash flow (DCF) model was used, as there is a lack of comparable market data due to the nature of the properties. Land and buildings were valued by reference to market-based evidence, using comparable prices adjusted for specific market factors such as nature, location, and the condition of the respective property. Key assumptions used to determine the fair value of the properties and sensitivity analysis are discussed in Note 12.

4.4 Principles of consolidation

The consolidated financial statements include the accounts of the Company and subsidiaries. Control is achieved when the Company is exposed, or has rights, to variable returns from its involvement with the investee and has the ability to affect those returns through its power over the investee. Specifically, the Company controls an investee if and only if the Company has:

- Power over the investee (i.e. existing rights that give it the current ability to direct the relevant activities of the investee);
- Exposure, or rights, to variable returns from its involvement with the investee; and

COLINA HOLDINGS BAHAMAS LIMITED
Notes to Consolidated Financial Statements

For the Year Ended December 31, 2017 with corresponding figures for the Year Ended December 31, 2016
(Expressed in Bahamian dollars)

- The ability to use its power over the investee to affect its returns.

When the Company has less than a majority of the voting or similar rights of an investee, the Company considers all relevant facts and circumstances in assessing whether it has power over an investee, including:

- The contractual arrangements with the other vote holders of equity in the investee;
- Rights arising from other contractual arrangements; and
- The Company's voting rights and potential voting rights.

Where the Company has control, subsidiaries are fully consolidated from the date on which control is transferred to the Company and are de-consolidated from the date on which control ceases. The financial statements of subsidiaries are prepared for the same reporting period as the Company, using consistent accounting policies.

Non-controlling interests in the net assets of consolidated subsidiaries are identified separately from the Company's equity. Non-controlling interests are measured at their proportionate share of the acquiree's identifiable net assets at the date of acquisition. Non-controlling interests consist of the amount of those interests at the date of the original business combination (See Note 4.5) and the non-controlling interest's share of changes in equity since the date of the combination.

All material inter-company balances and transactions are eliminated on consolidation. The accounting policies of subsidiaries have been changed where necessary to ensure consistency with the policies adopted by the Group.

4.5 Business combinations

Business combinations are accounted for using the acquisition method. The cost of an acquisition is measured as the aggregate of the consideration transferred, measured at acquisition date fair value and the amount of any non-controlling interest in the acquiree. For each business combination, the Company has an option to measure any non-controlling interests in the acquiree either at fair value or at the non-controlling interest's proportionate share of the acquiree's identifiable net assets. Acquisition related costs are expensed as incurred and included in administrative expenses.

When the Company acquires a business, it assesses the financial assets and liabilities assumed for appropriate classification and designation in accordance with the contractual terms, economic circumstances and pertinent conditions at the acquisition date. This includes separation of embedded derivatives in host contracts by the acquiree.

If the business combination is achieved in stages, any previously held equity interest in the acquiree is remeasured to fair value as at the acquisition date and any resulting gain or loss is recognized through profit or loss. It is then considered in the determination of goodwill.

Any contingent consideration to be transferred by the acquirer will be recognized at fair value at the acquisition date. Subsequent changes to the fair value of the contingent consideration which is deemed to be an asset or a liability will be recognized as measurement period adjustments in accordance with the applicable IFRS. If the contingent consideration is classified as equity, it will not be remeasured and its subsequent settlement will be accounted for within equity.

Goodwill is initially measured at cost, being the excess of the aggregate of the consideration transferred and the amount recognized for non-controlling interests, and any previous interest held, over the net identifiable assets acquired and liabilities assumed. If the fair value of the net assets acquired is in excess of the aggregate consideration transferred, the Company re-assesses whether it has correctly identified all of the assets acquired and all of the liabilities assumed and reviews the procedures used to measure the amounts to be recognized at the acquisition date. If the re-assessment still results in an excess of the fair value of the net assets acquired over the aggregate consideration transferred, then the gain is recognized in profit or loss. After initial recognition, goodwill is measured at cost less any accumulated impairment losses. For the purposes of impairment testing, goodwill acquired in a business combination is, from the acquisition date, allocated to an appropriate cash-generating unit that is expected to benefit from the combination, irrespective of whether other assets or liabilities of the acquiree are assigned to those units.

Where goodwill forms part of a cash-generating unit and part of the operation within that unit is disposed of, the goodwill associated with the operation disposed of is included in the carrying amount of the operation when determining the gain or loss on disposal of the operation. Goodwill disposed of in this

COLINA HOLDINGS BAHAMAS LIMITED
Notes to Consolidated Financial Statements

For the Year Ended December 31, 2017 with corresponding figures for the Year Ended December 31, 2016
(Expressed in Bahamian dollars)

circumstance is measured based on the relative values of the operation disposed of and the portion of the cash-generating unit retained.

4.6 Equity-accounted investees

The Group's equity-accounted investees are accounted for using the equity method of accounting. An associate is an entity over which the Group has significant influence and that is neither a subsidiary nor an interest in a joint venture. Significant influence is the power to participate in the financial and operating policy decisions of the investee but is not control or joint control over those policies. The considerations made in determining significant influence are similar to those necessary to determine control over subsidiaries.

Under the equity method, investments in associates are carried in the consolidated statement of financial position at cost plus post-acquisition changes in the Group's share of the net assets of the associate. Any excess of the cost of acquisition over the Group's share of the net fair value of the identifiable assets, liabilities and contingent liabilities of the associate recognized at the date of acquisition is recognized as goodwill. As goodwill relating to an associate forms part of the carrying amount of an equity-accounted investee and is not separately recognized, it is neither amortized nor individually tested for impairment.

After application of the equity method, the Group assesses at each reporting date whether there is any objective evidence that the entire carrying amount of the equity-accounted investee is impaired by comparing its carrying value to its recoverable amount. Any impairment losses are recognized immediately in the consolidated statement of profit or loss.

The consolidated statement of profit or loss reflects the share of the results of operations of the associate. Where there has been a change recognized directly in the equity of the associate, the Group recognizes its share of any changes and discloses this, when applicable, in the statement of changes in equity. Profits or losses resulting from transactions between the Group and the associate are eliminated to the extent of the Group's interest in the relevant associate.

Upon loss of significant influence over an associate, the Group measures and recognizes any remaining investment at its fair value. Any difference between the carrying amount of the associate upon loss of significant influence and the fair value of the remaining investment and proceeds from disposal is recognized in profit or loss.

4.7 Foreign currency translation

The Group's functional and presentation currency is the Bahamian dollar. Monetary assets and liabilities denominated in currencies other than the Bahamian dollar are translated to Bahamian dollars using the rate of exchange prevailing at the reporting date. Non-monetary assets and liabilities that are measured at fair value in a foreign currency are translated into the functional currency at the exchange rate when the fair value was determined. Income and expense items denominated in foreign currencies are translated at a rate of exchange that approximates the actual rate prevailing at the time of the transaction. Resulting differences are recognized in income in the reporting period in which they arise.

4.8 Cash and cash equivalents

For the purposes of the consolidated statement of cash flows, cash and cash equivalents comprise: cash on hand; demand deposits; term deposits with original maturities of 90 days or less; net of bank overdrafts.

4.9 Financial assets

Classification

The Group classifies its financial assets into the following categories: financial assets at fair value through profit or loss, loans and receivables, and available-for-sale financial assets. The classification depends on the purpose for which the investments were acquired. Management determines the classification of its investments at initial recognition and re-evaluates the classification at every reporting date.

Financial assets at fair value through profit or loss ("FVPL")

Financial assets at FVPL has two sub categories - namely, financial assets held for trading, and those designated at fair value through the consolidated statement of profit or loss at inception. Investments typically bought with the intention to sell in the near future are classified as held for trading. For investments designated at initial recognition as at FVPL, the following criteria must be met:

COLINA HOLDINGS BAHAMAS LIMITED
Notes to Consolidated Financial Statements

For the Year Ended December 31, 2017 with corresponding figures for the Year Ended December 31, 2016
(Expressed in Bahamian dollars)

- The designation eliminates or significantly reduces the inconsistent treatment that would otherwise arise from measuring the assets and liabilities or recognizing gains and losses on a different basis; or
- The assets are part of a group of financial assets which are managed and their performance evaluated on a fair value basis, in accordance with a documented risk management or investment strategy.

Loans and receivables

Loans and receivables are non-derivative financial assets with fixed or determinable payments that are not quoted in an active market other than those that the Group intends to sell in the short term or that it has designated as at FVPL or available-for-sale. Balances that are included in this classification include: mortgages and commercial loans, policy loans, receivables arising from insurance contracts, and term deposits with maturities of greater than 90 days.

Available-for-sale ("AFS") financial assets

AFS financial assets are non-derivative financial assets that are either designated in this category or not classified in any of the other categories.

Recognition

Regular way purchases and sales of financial assets are recognized on trade date – the date on which the Group commits to purchase or sell the asset. Investments are initially recognized at fair value plus, in the case of all financial assets not carried at FVPL, transaction costs that are directly attributable to their acquisition.

Derecognition

Investments are derecognized when the rights to receive cash flows from the investments have expired or where they have been transferred and the Group has also transferred substantially all risks and rewards of ownership.

Measurement

AFS financial assets and financial assets at FVPL are carried at fair value. Realized and unrealized gains and losses arising from changes in the fair value of the financial assets classified in the FVPL category are included in the consolidated statement of profit or loss in the period in which they arise. Unrealized gains and losses arising from changes in the fair value of financial assets classified as AFS are recognized in the revaluation reserve in the consolidated statement of changes in equity. When financial assets classified as AFS are sold or impaired, the difference between cost or amortized cost and estimated fair value is removed from the revaluation reserve and charged to the consolidated statement of profit or loss.

4.10 Fair value measurement

The Group measures financial instruments and non-financial assets such as investment properties and certain items of property and equipment at fair value at each balance sheet date. Fair value is defined under accounting guidance currently applicable to the Group to be the prices that would be received upon the sale of an asset or paid to transfer a liability in an orderly transaction between open market participants at the measurement date. The fair value measurement is based on the presumption that the transaction to sell the asset or transfer the liability takes place either:

- In the principal market for the asset or liability, or;
- In the absence of a principal market, in the most advantageous and accessible market for the asset or liability.

A fair value measurement of a non-financial asset takes into account a market participant's ability to generate economic benefits by using the asset in its highest and best use or by selling it to another market participant that would use the asset in its highest and best use.

The Group uses valuation techniques that are appropriate in the circumstances and for which sufficient data are available to measure fair value, maximizing the use of relevant observable inputs and minimizing the use of unobservable inputs.

COLINA HOLDINGS BAHAMAS LIMITED
Notes to Consolidated Financial Statements

For the Year Ended December 31, 2017 with corresponding figures for the Year Ended December 31, 2016
(Expressed in Bahamian dollars)

All assets and liabilities for which fair value is measured or disclosed in the consolidated financial statements are categorized within the fair value hierarchy, described as follows, based on the lowest level input that is significant to the fair value measurement as a whole:

- Level 1 - quoted (unadjusted) market prices in active markets for identical assets or liabilities
- Level 2 - valuation techniques for which the lowest level input that is significant to the fair value measurement is directly or indirectly observable
- Level 3 - valuation techniques for which the lowest level input that is significant to the fair value measurement is unobservable

For assets and liabilities that are recognized in the consolidated financial statements on a recurring basis, the Group determines whether transfers have occurred between Levels in the hierarchy by re-assessing categorization (based on the lowest level input that is significant to the fair value measurement as a whole) at the end of each reporting period.

There have been no material changes in the Group's valuation techniques in the period represented in these consolidated financial statements.

4.11 Impairment of financial assets

Financial assets carried at amortized cost

The Group assesses at each reporting date whether there is objective evidence that a financial asset or group of financial assets is impaired. A financial asset or group of financial assets is impaired and impairment losses are incurred only if there is objective evidence of impairment as a result of one or more events that have occurred after the initial recognition of the asset ('a loss event') and that loss event (or events) has an impact on the estimated future cash flows of the financial asset or group of financial assets that can be reliably estimated. Objective evidence that a financial asset or group of assets is impaired includes observable data that comes to the attention of the Group about the following events:

- significant financial difficulty of the issuer or debtor;
- a breach of contract, such as a default or delinquency in payments;
- it becoming probable that the issuer or debtor will enter bankruptcy or other financial reorganization;
- the restructuring of a loan or advance by the Group on terms that the Group would not consider otherwise;
- the disappearance of an active market for that financial asset because of financial difficulties; or
- observable data indicating that there is a measurable decrease in the estimated future cash flows from a group of financial assets since the initial recognition of those assets, though the decrease cannot yet be identified with the individual financial assets in the group, including:
 - adverse changes in the payment status of issuers or debtors in the group; or
 - local economic conditions that correlate with defaults on the assets in the group.

If there is objective evidence that an impairment loss has been incurred on loans and receivables carried at amortized cost, the amount of the loss is measured as the difference between the asset's carrying amount and the present value of estimated future cash flows (excluding future credit losses that have not been incurred) discounted at the financial asset's original effective interest rate. The calculation of the present value of the estimated future cash flows of a collateralized financial asset reflects the cash flows that may result from foreclosure less costs for obtaining and selling the collateral, whether or not foreclosure is probable. If, in a subsequent year, the amount of the estimated impairment loss increases or decreases because of an event occurring after the impairment was recognised, the previously recognised impairment loss is increased or reduced by adjusting the allowance account. If a write-off is later recovered, the recovery is credited to finance costs in the statement of profit or loss.

COLINA HOLDINGS BAHAMAS LIMITED
Notes to Consolidated Financial Statements

For the Year Ended December 31, 2017 with corresponding figures for the Year Ended December 31, 2016
(Expressed in Bahamian dollars)

Financial assets carried at fair value

The Group assesses at each reporting date whether there is objective evidence that an AFS financial asset is impaired, including in the case of equity investments classified as AFS, a significant or prolonged decline in the fair value of the security below its cost. If any evidence exists for AFS financial assets, the cumulative loss – measured as the difference between the acquisition cost and current fair value, less any impairment loss on the financial asset previously recognized in profit or loss – is removed from equity and recognized in the consolidated statement of profit or loss. The impairment loss is reversed through the consolidated statement of profit or loss if in a subsequent period the fair value of a debt instrument classified as AFS increases and the increase can be objectively related to an event occurring after the impairment loss was recognized in profit or loss.

For unlisted shares classified as AFS, a significant or prolonged decline in the fair value of the security below its cost is considered to be objective evidence of impairment.

4.12 Investment properties

Investment properties comprise freehold land and buildings, residential rental properties, and commercial properties that are held for long-term yields and capital appreciation. Investment properties are initially measured at cost, including transaction costs. The carrying amount includes the cost of replacing part of an existing investment property at the time that cost is incurred if the recognition criteria are met; and exclude the costs of day-to-day servicing of an investment property.

Subsequent to initial recognition, such properties are measured at estimated fair value based on open market value determined periodically by external appraisers with management valuations in intervening periods. Gains or losses arising from changes in the fair values of investment properties are included in the consolidated statement of profit or loss in the year in which they arise.

Investment properties are derecognized either when they have been disposed of, or when the investment property is permanently withdrawn from use and no future economic benefit is expected from its disposal. Any gains or losses on the retirement or disposal of an investment property are recognized in the consolidated statement of profit or loss in the year of retirement or disposal.

Transfers are made to or from investment property only when there is a change in use evidenced by the end of owner-occupation, commencement of an operating lease to another party, or completion of construction or development. For a transfer from investment property to owner occupied property, the deemed cost for subsequent accounting is the fair value at the date of change in use. If owner-occupied property becomes an investment property, the Group accounts for such property in accordance with the policy stated under property and equipment up to the date of the change in use.

When the Group completes the construction or development of a self-constructed investment property, any difference between the fair value of the property at that date and its previous carrying amount is recognized in the consolidated statement of profit or loss.

4.13 Property and equipment

Property and equipment, with the exception of certain Land improvements and Buildings, are carried at cost less accumulated depreciation and any accumulated impairment losses. Land improvements and buildings are carried at their revalued amounts, as assessed by qualified independent property appraisers or management valuation in intervening periods. Depreciation is charged using the straight-line method to allocate the cost of the assets over their estimated useful lives, as follows:

- Furniture, fixtures and equipment 5 to 10 years
- Computer hardware 3 to 5 years
- Motor vehicles 4 to 5 years
- Leasehold improvements 5 to 15 years, or shorter lease term
- Land improvements and buildings 40 to 50 years

Land is not depreciated. The assets' useful lives are reviewed at each reporting date and adjusted if appropriate. An asset's carrying amount is written down immediately to its recoverable amount if the asset's carrying amount is greater than its estimated recoverable amount.

COLINA HOLDINGS BAHAMAS LIMITED
Notes to Consolidated Financial Statements

For the Year Ended December 31, 2017 with corresponding figures for the Year Ended December 31, 2016
(Expressed in Bahamian dollars)

Gains and losses on disposals are determined by comparing proceeds with carrying amounts. These are included in the consolidated statement of profit or loss.

Increases in the carrying amount arising on revaluation of land and buildings are credited to the revaluation reserve in equity.

Decreases that offset previous increases of the same asset are charged against the revaluation reserve directly in equity; all other decreases are charged to the consolidated statement of profit or loss and depreciation based on the asset's original cost is transferred from the revaluation reserve to retained earnings.

4.14 Goodwill and other intangible assets

Goodwill

Goodwill represents the excess of the cost of an acquisition over the fair value of the Group's share of the net identifiable assets of the acquiree at the acquisition date. Goodwill is tested annually for impairment and carried at cost less accumulated impairment losses. Impairment losses related to goodwill cannot be reversed in future periods. Goodwill is allocated to Cash Generating Units ("CGUs") for the purpose of impairment testing. Gains and losses on the disposal of an entity include the carrying amount of goodwill relating to the entity sold.

For goodwill arising from the purchase of insurance related business, goodwill is allocated to CGUs identified according to the nature and type of insurance contract by major block of business.

For each CGU, the impairment charge is calculated by comparing the present value of the in force and projected new business at time of purchase and currently to determine how much the value has decreased relative to the original amount of goodwill recorded.

The Group's policy for goodwill arising on the acquisition of an associate is described in Note 4.6.

Other intangible assets

Other intangible assets include acquired computer software licenses which are capitalized on the basis of the costs incurred to acquire and implement the specific software. These costs are amortized using the straight-line method over the estimated useful life, not exceeding a period of three years and are included in general and administrative expenses in the consolidated statement of profit or loss. At each reporting date, the Group reviews the carrying amounts of its intangible assets to determine whether there is any indication that those assets have suffered an impairment loss. If any such indication exists, the recoverable amount of the asset is estimated in order to determine the extent of the impairment loss.

Other intangible assets included in equity-accounted investees

These intangible assets include customer relationships, non-competitive agreement, trade name, and software and are carried at cost less accumulated amortization. Intangible assets included in equity-accounted investees are amortized on a straight-line basis as follows:

Customer relationships	10 years
Non-competitive agreement	2 years
Trade name	5 to 9 years
Software	3 years

The carrying amount of intangible assets included in equity-accounted investees is reviewed at each reporting date to assess whether it is recorded in excess of its recoverable amount. Where the carrying value exceeds this estimated value the asset is written down to the recoverable amount.

4.15 Insurance contracts

The Group issues contracts that transfer insurance risk or financial risk or both. Insurance contracts are those contracts that transfer significant insurance risk. Such contracts may also transfer financial risk. Significant insurance risk is defined as the probability of paying significantly more on the occurrence of an insured event than if the insured event did not occur.

Financial risk is the risk of a possible future change in one or more of a specified interest rate, security price, commodity price, foreign exchange rate, index of price or rates, a credit rating or credit index or other variable.

Once a contract has been classified as an insurance contract, it remains an insurance contract for the remainder of its lifetime, even if the insurance risk reduces significantly during this period, unless all rights

COLINA HOLDINGS BAHAMAS LIMITED
Notes to Consolidated Financial Statements

For the Year Ended December 31, 2017 with corresponding figures for the Year Ended December 31, 2016
(Expressed in Bahamian dollars)

and obligations are extinguished or expire. Investment contracts can however be reclassified as insurance contracts after inception if insurance risk becomes significant.

A number of insurance and investment contracts contain a DPF. This feature entitles the contract holder to receive, as a supplement to guaranteed benefits, additional benefits or bonuses:

- that are likely to be a significant portion of the total contractual benefits;
- whose amount or timing is contractually at the discretion of the Group, and;
- that are contractually based on:
 - the performance of a specified pool of contracts or a specified type of contract;
 - realized and/or unrealized investment returns on a specified pool of assets held by the Group; or
 - the profit or loss of the Group, fund or other entity that issues the contract.

The amount and timing of the distribution to individual contract holders is at the discretion of the Group, subject to the advice of the Appointed Actuary.

Insurance contracts and investment contracts with and without DPF are classified into three main categories, depending on the duration of risk and whether or not the terms and conditions are fixed.

Short-term insurance contracts

Short duration life insurance contracts protect the Group's customers from the financial consequences of events (such as death, sickness, or disability). Benefits paid on occurrence of the specified insurance event are either fixed or linked to the extent of the economic loss suffered by the policyholder. There are no maturity or surrender benefits.

Claims and loss adjustment expenses are charged to income as incurred based on the estimated liability for compensation owed to contract holders. They include direct and indirect claims settlement costs and arise from events that have occurred up to the reporting date even if they have not yet been reported to the Group. Liabilities for unpaid claims are estimated using the input of assessments for individual cases reported to the Group and statistical analyses for the claims IBNR.

Individual health insurance premiums are recognized as revenue when received. Group life and health insurance premiums are recognized as revenue over the related contract periods.

Long-term insurance and other contracts

Long-term insurance and other contracts insure events associated with human life (for example death, or survival) over a long duration. Premiums are recognized as revenue when they become payable by the contract holder. Premiums are shown before deduction of commission. Benefits are recorded as an expense when they are incurred.

A liability for contractual benefits that are expected to be incurred in the future is recorded when the premiums are recognized. The liability is based on assumptions as to mortality, persistency, maintenance expenses and investment income that are reviewed annually. A margin for adverse deviations is included in the assumptions.

Long-term insurance and other contracts are further classified into the following sub-categories:

- with fixed and guaranteed terms;
- with fixed and guaranteed terms and with DPF;
- without fixed and guaranteed terms; and
- without fixed and guaranteed terms and with DPF.

The contracts containing DPF participate in the profits of the Colina. As Colina declares the amount to be paid, it is credited to the individual policyholders.

COLINA HOLDINGS BAHAMAS LIMITED
Notes to Consolidated Financial Statements

For the Year Ended December 31, 2017 with corresponding figures for the Year Ended December 31, 2016
(Expressed in Bahamian dollars)

Long-term investment contracts with DPF

The fair value of these contracts is determined with reference to the fair value of the underlying financial assets and they are recorded at inception at their fair value.

4.16 Provision for future policy benefits

The provision for future policy benefits represents the amount required, in addition to future premiums and investment income, to provide for estimated future benefit payments, taxes (other than income taxes), commissions and policy administration expenses for all insurance and annuity policies in force with the Group. The Group's Appointed Actuary is responsible for determining the provision for future policy benefits.

The provision for future policy benefits is determined using accepted actuarial practices established by the Canadian Institute of Actuaries ("CIA"), which are accepted in The Bahamas. In accordance with these standards, the actuarial liabilities have been determined by the Appointed Actuary using the Canadian Asset Liability Method ("CALM") and the CIA Standards of Practice (Practice – Specific Standards For Insurers), Section 2300, Life and Health Insurance ("SOP").

CALM involves the projection of future interest rate scenarios in order to determine the amount of assets needed to provide for all future obligations. The method consists of four basic steps:

1. Determination of the period over which these projections are performed.
2. Projection of liability cash flows.
3. Projection of asset cash flows.
4. Performance of interest rate scenario testing under a variety of plausible economic conditions.

The Group maintains specific assets to back the policy liabilities by lines of business. The projection of liability and asset cash flows recognizes these specific assets. The projection period is chosen so as to include all insured events in the valuation process.

The actuarial liabilities for very small blocks of business have been set up as 100% of their annual premiums. IBNR reserves for group life, accident and health are computed as a percentage of related premiums based on experience studies. These bases are in accordance with CALM and SOP.

4.17 Repurchase agreements

Repurchase agreements are transactions in which the Group sells a security and simultaneously agrees to repurchase it (or an asset that is substantially the same) at a fixed price on a future date. The Group continues to recognize the securities in their entirety in the consolidated statement of financial position because it retains substantially all of the risks and rewards of ownership. The consideration received is recognized as a financial asset and a financial liability is recognized for the obligation to pay the repurchase price. Because the Group sells the contractual rights to the cash flows of the securities, it does not have the ability to use the transferred assets during the term of the arrangement. Such transferred assets are included in "pledged financial assets at fair value through profit or loss" in Investment Securities and Other Financial Assets in Note 9.

4.18 Commission expense

Commission expenses comprise commissions earned by the Group's salespersons in respect of insurance and investment products sold. Commission expenses are recognized when payable.

4.19 Pension business

The pension business consists of third party pension plans with fund accumulations at rates of interest determined by the Group. There are no future interest or annuity rate guarantees. The liability established for future pension benefits for each of these plans is equal to the fund balance at the valuation date. Such third party pension liabilities are included in 'other liabilities,' see Note 20.

4.20 Policy dividends on deposit

Policy dividends on deposit comprise dividends declared on policies but not withdrawn from the Group, together with accrued interest.

COLINA HOLDINGS BAHAMAS LIMITED
Notes to Consolidated Financial Statements

For the Year Ended December 31, 2017 with corresponding figures for the Year Ended December 31, 2016
(Expressed in Bahamian dollars)

4.21 Share capital

Shares are classified as equity when there is no obligation to transfer cash or other assets. Incremental costs directly attributable to the issue of equity instruments are shown in equity as a deduction from the proceeds.

Where any subsidiary purchases the Company's equity share capital (treasury shares), the consideration paid, including any directly attributable incremental costs, is deducted from equity attributable to the Company's equity holders. Where such shares are subsequently sold, reissued or otherwise disposed of, any consideration received is included in equity attributable to the Company's equity holders, net of any directly attributable incremental transaction costs.

Dividends on ordinary shares are recognized as a liability and deducted from equity when they are approved by the Company's Board of Directors. Dividends for the year that are approved after the reporting date are dealt with as an event after the reporting date.

4.22 Revenue recognition

Revenue is recognized to the extent that it is probable that the economic benefits will flow to the Group and the revenue can be reliably measured, regardless of when payment will be made. Revenue is measured at the fair value of the consideration received or receivable. Interest income for financial assets that are not classified as at FVPL is recognized using the effective interest method. Dividend income is recognized when the Group's right to receive payment is established – this is the ex-dividend date for equity securities. Commission income is earned on completion of the sale and is recognized at the effective date of writing the policy. Interest income on financing of premiums to customers is recognized over the financing period. The Group's policy for recognition of revenue from operating leases is described in Note 4.28. For the revenue recognition policies surrounding insurance contracts, see Note 4.15.

4.23 Reinsurance

In the normal course of business, the Group seeks to limit its exposure to loss on any single insured and to recover benefits paid, by ceding premiums to reinsurers under excess coverage contracts. Contracts entered into that meet the classification requirements of insurance contracts are classified as reinsurance contracts held. Amounts recoverable from reinsurers are estimated in a manner consistent with the policy liability associated with the reinsured and in accordance with the terms of each reinsurance contract.

Reinsurance liabilities are primarily premiums due for reinsurance contracts and are recognized as an expense when due.

An impairment review of recoverable amounts is performed at each reporting date or more frequently when an indication of impairment arises during the reporting year. Impairment occurs when objective evidence exists that the Group may not recover outstanding amounts under the terms of the contract and when the impact on the amounts that the Group will receive from the reinsurer can be measured reliably. The impairment loss is recorded in the consolidated statement of profit or loss.

Reinsurance assets or liabilities are derecognized when the contractual rights are extinguished or expire or when the contract is transferred to another party.

Ceded reinsurance arrangements do not relieve the Group from its obligations to policyholders.

The Group also assumes reinsurance risk in the normal course of business for non-life insurance contracts. Premiums and claims on assumed reinsurance are recognized as revenue or expenses in the same manner as they would be if the reinsurance were considered direct business, taking into account the product classification of the reinsured business. Reinsurance liabilities represent balances due to reinsurance companies. Amounts payable are estimated in manner consistent with the related reinsurance contract.

Premiums and claims are presented on a gross basis for both ceded and assumed reinsurance.

4.24 Defined contribution pension plan

The Group's subsidiaries operate separate defined contribution pension plans. Contributions are made to the plans on a mandatory and voluntary basis. The Company has no further payment obligations once the contributions have been paid. The Company's portion of the contributions is charged to the consolidated statement of profit or loss as employee/salespersons' benefits expense in the year to which they relate.

COLINA HOLDINGS BAHAMAS LIMITED
Notes to Consolidated Financial Statements

For the Year Ended December 31, 2017 with corresponding figures for the Year Ended December 31, 2016
(Expressed in Bahamian dollars)

4.25 Share-based payments

The Group's subsidiaries operate separate Employee Share Ownership Plans ("ESOP"). Under these plans, eligible employees and salespersons can purchase common shares of the Company on the open market through regular payroll deductions up to a maximum of 10% of eligible earnings. Employee and salespersons' contributions are matched by the Company at rates ranging between 20% to 100% of eligible earnings. The Group's matching contribution fully vests to the employee or salesperson after a period of 1-4 years, subject to the individual plan requirements. These share-based payments to employees and salespersons are measured at the fair value of the equity instruments at the grant date. The cost of matching employee and salespersons' contributions amounted to \$26,712 in 2017 (2016: \$32,159) and is included in employee/salespersons' benefits expense.

4.26 Taxation

The Group is subject to tax on taxable gross premium income at the flat rate of 3% (2016: 3%). Premium taxes are included in premium and other tax expense in the consolidated statement of profit or loss. The Group is also subject to Value Added Tax (VAT) on taxable supplies at the standard rate of 7.5% (2016: 7.5%). The Group is eligible, however, for input tax credits to reduce its VAT liability based on an apportionment formula based on its proportion of standard rated taxable supplies to non-taxable supplies. VAT incurred by the Group in excess of input tax credits received are apportioned to the Group's general and administrative expenses. There are no other corporate, income or capital gains taxes levied on the Group in The Bahamas or in any other jurisdictions in which the Group operates.

4.27 Segregated fund

With the acquisition of Imperial Life in 2005, certain contracts were acquired which allow unit holders to invest in a segregated fund managed by the Group for their benefit. Substantially all risks and rewards of ownership accrue to the unit holders and, consequently, the assets held in the segregated fund account are excluded from the assets in the Group's general funds. As of December 31, 2017, these assets amounted to \$46.5 million (2016: \$44.0 million). The Group has entered into a sub-investment management agreement with Colina Financial Advisors Ltd. to manage a significant portion of these assets.

4.28 Leases

Rental income due from lessees on operating leases is recognized on a straight-line basis over the term of the relevant lease. Initial direct costs incurred in negotiating and arranging an operating lease are added to the carrying amount of the leased asset and recognized on a straight-line basis over the lease term.

Where the Group is the lessee, leases in which a significant portion of the risks and rewards of ownership are retained by the lessor are classified as operating leases. Payments made under operating leases are charged to the consolidated statement of profit or loss on a straight-line basis over the period of the lease.

4.29 Bank borrowings

Bank borrowings are initially recognized at fair value, which is the cost of the consideration received, net of issue costs and any discount or premium on settlement. Subsequent to initial recognition, they are measured at amortized cost, using the effective interest rate method.

Borrowing costs are recognized as an expense when incurred.

4.30 Other financial liabilities and insurance, trade and other payables

These items are recognized when due and measured on initial recognition at the fair value of the consideration paid. Subsequent to initial recognition, they are measured at amortized cost using the effective interest rate method.

Financial liabilities and insurance, trade and other payables are derecognized when the obligation under the liability is discharged, cancelled or expired. When the existing liability is replaced by another from the same lender on substantially different terms, or the terms of the existing liability are substantially modified, such an exchange or modification is treated as a derecognition of the original liability and the recognition of a new liability, and the difference in the respective carrying amounts is recognized in the consolidated statement of profit or loss.

COLINA HOLDINGS BAHAMAS LIMITED
Notes to Consolidated Financial Statements

For the Year Ended December 31, 2017 with corresponding figures for the Year Ended December 31, 2016
(Expressed in Bahamian dollars)

4.31 Contingent liabilities

Provisions for contingent liabilities are recognized when: the Group has a present legal or constructive obligation as a result of past events; it is more likely than not that an outflow of resources will be required to settle the obligation; and the amount has been reliably estimated.

The amount recognized as a provision is the best estimate of the consideration required to settle the present obligation at the reporting date, taking into account the risks and uncertainties surrounding the obligation. Where a provision is measured using the cash flows estimated to settle the present obligation, its carrying amount is the present value of those cash flows.

When some or all of the economic benefits required to settle a provision are expected to be recovered from a third party, the receivable is recognized as an asset if it is virtually certain that reimbursement will be received and the amount of the receivable can be measured reliably.

5. Responsibilities of the Appointed Actuary and Independent Auditors

The Appointed Actuary is appointed by the Board of Directors and is responsible for carrying out an annual valuation of the Group's policy liabilities in accordance with accepted actuarial practice and reporting thereon to the Board of Directors. In performing the valuation, the Appointed Actuary makes assumptions as to the future rates of interest, asset default, mortality, claims experience, policy termination, inflation, reinsurance recoveries, expenses and other contingencies taking into consideration the circumstances of the Group and the policies in force. The Appointed Actuary's report outlines the scope of the valuation and the actuary's opinion.

The Independent Auditors have been appointed by the shareholders and are responsible for conducting an independent and objective audit of the consolidated financial statements in accordance with International Standards on Auditing. They report to the shareholders regarding the fairness of the presentation of the Group's consolidated financial statements in accordance with IFRS. In carrying out their audit, the Independent Auditors also make use of the work of the Appointed Actuary and the Appointed Actuary's report on the policy liabilities. The Independent Auditors' report outlines the scope of their audit and their opinion.

COLINA HOLDINGS BAHAMAS LIMITED
Notes to Consolidated Financial Statements

For the Year Ended December 31, 2017 with corresponding figures for the Year Ended December 31, 2016
(Expressed in Bahamian dollars)

6. Subsidiaries

Subsidiaries of the Company as of December 31, 2017 are as follows:

Name	Place of Incorporation	Shareholding
Life and Health Insurance Company		
Colina Insurance Limited ("Colina")	The Bahamas	100%
Mortgage Company		
Colina Mortgage Corporation Ltd. ("CMCO")	The Bahamas	100%
Investment Property Holding Companies		
Bay St. Holdings Ltd.	The Bahamas	100%
Colina Real Estate Fund Ltd.	The Bahamas	84%
Collmpco One Ltd.	The Bahamas	100%
Dax Limited	The Bahamas	100%
Goodman's Bay Development Company Limited ("GBDC")	The Bahamas	86%
IMPCO Properties (Bahamas) Limited	The Bahamas	100%
IMPCO Real Estate Holdings (Bahamas) Limited	The Bahamas	100%
NCP Holdings Ltd.	The Bahamas	100%
P.I. Investments Ltd.	The Bahamas	100%
Wednesday Holding Company Ltd.	The Bahamas	100%
Investment Holding Companies		
Colina MTS Limited	The Bahamas	100%
Fairway Close Development Company Ltd.	The Bahamas	100%
Partner Investment Ltd.	The Bahamas	100%
PRO Health Holdings Ltd.	The Bahamas	100%
Sharp Investment Ltd.	The Bahamas	100%
Investment Funds		
CFAL Global Bond Fund Ltd.	The Bahamas	91%
CFAL Global Equity Fund Ltd.	The Bahamas	31%
Ikonic Fund SAC Limited	The Bahamas	86%
General Insurance Agency		
Colina General Insurance Agency & Brokers Limited ("CGIA")	The Bahamas	100%
Administrative and Corporate Services		
Colina Corporate Services Limited	The Bahamas	100%
Investment Brokerage and Advisory Services		
Colina Financial Advisors Ltd. ("CFAL")	The Bahamas	100%
CFAL Securities Ltd.	The Bahamas	100%

COLINA HOLDINGS BAHAMAS LIMITED
Notes to Consolidated Financial Statements

For the Year Ended December 31, 2017 with corresponding figures for the Year Ended December 31, 2016
(Expressed in Bahamian dollars)

7. Segment Information

For management purposes, the Group is organized into business units based on its products and services and has three reportable operating segments as follows:

- Life Division - offers a wide range of whole life and term insurance, pension, annuity, and savings and investment products.
- Group and Health Division – offers a wide range of individual medical and group life and health medical insurance.
- Other – includes the Group's participation in International Reinsurance Managers, LLC (IRM) reinsurance facilities and the operations of its other subsidiary and associate companies.

Segment performance is evaluated based on profit or loss, which in certain respects is measured differently from profit or loss in the consolidated financial statements.

No inter-segment transactions occurred in 2017 or 2016. If any transaction were to occur, transfer prices between operating segments are set on an arm's length basis in a manner similar to transactions with third parties. Segment income, expense and results would then include those transfers between business segments which would then be eliminated on consolidation.

The segment results for the period ended December 31 are as follows:

	2017			
	Life	Health	Other	Total
INCOME				
Net premium revenue	\$ 53,398,833	\$ 54,600,272	\$ 9,455,826	\$ 117,454,931
Net investment income	20,584,868	328,126	2,333,712	23,246,706
Net commission income	-	-	3,262,452	3,262,452
Investment management and other fees	-	6,636,541	6,448,841	13,085,382
Other income and fees	<u>3,778,043</u>	<u>3,063,221</u>	<u>1,170,259</u>	<u>8,011,523</u>
Total revenues	77,761,744	64,628,160	22,671,090	165,060,994
POLICYHOLDER BENEFITS	50,394,473	38,564,481	8,550,028	97,508,982
EXPENSES	<u>21,548,259</u>	<u>18,063,567</u>	<u>10,375,209</u>	<u>49,987,035</u>
NET INCOME	<u>\$ 5,819,012</u>	<u>\$ 8,000,112</u>	<u>\$ 3,745,853</u>	<u>\$ 17,564,977</u>
TOTAL ASSETS	<u>\$ 629,933,602</u>	<u>\$ 67,532,031</u>	<u>\$ 46,020,741</u>	<u>\$ 743,486,374</u>
TOTAL LIABILITIES	<u>\$ 497,283,629</u>	<u>\$ 36,862,775</u>	<u>\$ 15,007,965</u>	<u>\$ 549,154,369</u>

COLINA HOLDINGS BAHAMAS LIMITED
Notes to Consolidated Financial Statements

For the Year Ended December 31, 2017 with corresponding figures for the Year Ended December 31, 2016
(Expressed in Bahamian dollars)

	2016			
	Life	Health	Other	Total
INCOME				
Net premium revenue	\$ 54,997,497	\$ 53,191,078	\$ 10,590,247	\$ 118,778,822
Net investment income	25,136,347	400,953	1,661,132	27,198,432
Net commission income	-	-	3,241,993	3,241,993
Investment management and other fees	-	7,969,708	5,769,386	13,739,094
Other income and fees	<u>237,040</u>	<u>2,031,699</u>	<u>1,409,873</u>	<u>3,678,612</u>
Total revenues	80,370,884	63,593,438	22,672,631	166,636,953
POLICYHOLDER BENEFITS				
EXPENSES	53,603,877	36,876,243	6,551,992	97,032,112
	<u>22,956,260</u>	<u>18,280,829</u>	<u>11,109,904</u>	<u>52,346,993</u>
NET INCOME	<u>\$ 3,810,747</u>	<u>\$ 8,436,366</u>	<u>\$ 5,010,735</u>	<u>\$ 17,257,848</u>
TOTAL ASSETS	<u>\$ 583,956,538</u>	<u>\$ 96,293,476</u>	<u>\$ 46,330,364</u>	<u>\$ 726,580,378</u>
TOTAL LIABILITIES	<u>\$ 492,670,345</u>	<u>\$ 32,896,688</u>	<u>\$ 19,641,062</u>	<u>\$ 545,208,095</u>

8. Cash and Cash Equivalents

For the purposes of the consolidated statement of cash flows, cash and cash equivalents are comprised of the following:

	2017	2016
Term deposits	\$ 52,006,821	\$ 25,940,507
Less: Deposits with original maturities of greater than 90 days	<u>(50,268,298)</u>	<u>(25,619,368)</u>
Short-term deposits	1,738,523	321,139
Cash and demand balances	50,741,986	18,766,968
Less: Bank overdraft (See Note 20)	<u>(48,441)</u>	<u>(1,305,042)</u>
Total cash and cash equivalents	<u>\$ 52,432,068</u>	<u>\$ 17,783,065</u>

The carrying amounts disclosed above approximate fair value at the reporting date.

As of the reporting date, the weighted-average interest rate on short-term deposits is 0.1% (2016: 0.2%). These short-term deposits have an average maturity of 41 days (2016: 30 days). The weighted-average interest rate on deposits with original maturities greater than 90 days is 1.6% (2016: 2.5%).

Included in deposits with original maturities of greater than 90 days are restricted balances held in favour of regulatory bodies in the Turks & Caicos Islands and the Cayman Islands totaling \$2,244,236 (2016: \$2,229,793). No restricted amounts are included in cash and demand balances (2016: NIL).

COLINA HOLDINGS BAHAMAS LIMITED
Notes to Consolidated Financial Statements

For the Year Ended December 31, 2017 with corresponding figures for the Year Ended December 31, 2016
(Expressed in Bahamian dollars)

9. Investment Securities and other Financial Assets

Investment securities and other financial assets comprise equity and debt securities classified into the following categories:

	2017	2016
Equity securities		
Fair value through profit or loss	\$ 12,762,030	\$ 15,803,621
Available-for-sale	<u>19,186,368</u>	<u>14,560,998</u>
Total equity securities	<u>31,948,398</u>	<u>30,364,619</u>
Non-pledged debt securities		
Fair value through profit or loss	58,863,982	37,668,910
Available-for-sale	215,398,540	214,042,284
Loans and receivables	<u>35,000,000</u>	<u>35,000,000</u>
Total debt securities (non-pledged)	<u>309,262,522</u>	<u>286,711,194</u>
Pledged debt securities (See Note 19)		
Fair value through profit or loss	<u>29,743,360</u>	<u>51,722,134</u>
Total debt securities (pledged)	<u>29,743,360</u>	<u>51,722,134</u>
Total pledged and non-pledged debt securities	<u>339,005,882</u>	<u>338,433,328</u>
Total investment securities and other financial assets	<u>\$ 370,954,280</u>	<u>\$ 368,797,947</u>

Included in financial assets at fair value through profit or loss are financial instruments in the Bahamas Investment Fund (See Note 32).

Included in investment securities and other financial assets are government debt securities which are mainly comprised of fixed rate and variable rate bonds tied to the Bahamian \$ Prime Rate issued by The Bahamas Government. These securities have interest rates ranging from 4.3% to 7.1% per annum (2016: from 4.3% to 7.1% per annum) and scheduled maturities between 2018 and 2065 (2016: between 2017 and 2065).

Included in debt securities classified as 'available-for-sale' is \$2,185,000 (2016: \$2,185,000) representing a restricted balance which is held in favour of the CILStatutory Trust (the "Trust"). The Trust was established in accordance with the Insurance Act, 2005 and Insurance (General) Regulations 2010 (as amended). The aforementioned legislation requires that a minimum of \$2,000,000 in assets be deposited in favour of the Insurance Commission of The Bahamas by registered insurers in respect of any entities which propose to carry on life and/or health insurance business.

The movements in the categories of investment securities are as follows:

	FVPL	Available- for-sale	Loans and receivables	Total
At December 31, 2015	\$ 102,203,491	\$ 225,989,975	\$ 35,000,000	\$ 363,193,466
Additions	35,889,117	11,317,374	-	47,206,491
Disposals and maturities	(28,195,846)	(8,860,189)	-	(37,056,035)
Net fair value gains/(losses)	<u>(4,702,097)</u>	<u>156,122</u>	<u>-</u>	<u>(4,545,975)</u>
At December 31, 2016	105,194,665	228,603,282	35,000,000	368,797,947
Additions	47,117,918	16,654,670	-	63,772,588
Disposals and maturities	(46,173,545)	(13,488,189)	-	(59,661,734)
Net fair value gains/(losses)	<u>(4,769,666)</u>	<u>2,815,145</u>	<u>-</u>	<u>(1,954,521)</u>
At December 31, 2017	<u>\$ 101,369,372</u>	<u>\$ 234,584,908</u>	<u>\$ 35,000,000</u>	<u>\$ 370,954,280</u>

Realized net fair value gains/(losses) are included in net investment income in the consolidated statement of income.

COLINA HOLDINGS BAHAMAS LIMITED
Notes to Consolidated Financial Statements

For the Year Ended December 31, 2017 with corresponding figures for the Year Ended December 31, 2016
(Expressed in Bahamian dollars)

The following table shows an analysis of financial instruments recorded at fair value by level within the fair value hierarchy:

At December 31, 2017	Level 1	Level 2	Total Fair Value
<i>Financial assets designated at fair value through profit or loss:</i>			
<u>Non-Pledged Securities</u>			
Equity securities	\$ 8,518,623	\$ 2,949,166	\$ 11,467,789
Shares in investment funds	-	1,294,241	1,294,241
Government securities	-	53,696,534	53,696,534
Preferred shares	-	1,529,000	1,529,000
Other debt securities	-	3,638,448	3,638,448
Sub-total	<u>8,518,623</u>	<u>63,107,389</u>	<u>71,626,012</u>
<u>Pledged Securities (See Note 19)</u>			
Government securities	\$ -	\$ 20,020,703	\$ 20,020,703
Other debt securities	-	9,722,657	9,722,657
Sub-total	-	<u>29,743,360</u>	<u>29,743,360</u>
Total	<u>\$ 8,518,623</u>	<u>\$ 92,850,749</u>	<u>\$ 101,369,372</u>
<i>Available-for-sale financial assets:</i>			
Equity securities	\$ 8,913,537	\$ 4,356,158	\$ 13,269,695
Shares in investment funds	-	5,916,673	5,916,673
Government securities	-	178,824,902	178,824,902
Preferred shares	-	20,293,026	20,293,026
Other debt securities	-	16,280,612	16,280,612
Total	<u>\$ 8,913,537</u>	<u>\$ 225,671,371</u>	<u>\$ 234,584,908</u>
<i>Loans and receivables:</i>			
Sovereign debt	\$ -	\$ 35,000,000	\$ 35,000,000
Total	-	<u>\$ 35,000,000</u>	<u>\$ 35,000,000</u>

The Group did not have any financial instruments classified as Level 3 as at December 31, 2017.

COLINA HOLDINGS BAHAMAS LIMITED
Notes to Consolidated Financial Statements

For the Year Ended December 31, 2017 with corresponding figures for the Year Ended December 31, 2016
(Expressed in Bahamian dollars)

At December 31, 2016	Level 1	Level 2	Total Fair Value
Financial assets designated at fair value through profit or loss:			
<u>Non-Pledged Securities</u>			
Equity securities	\$ 9,857,473	\$ 2,436,780	\$ 12,294,253
Shares in investment funds	-	3,509,368	3,509,368
Government securities	-	23,921,521	23,921,521
Preferred shares	-	1,550,000	1,550,000
Other debt securities	-	12,197,389	12,197,389
Sub-total	<u>9,857,473</u>	<u>43,615,058</u>	<u>53,472,531</u>
<u>Pledged Securities (See Note 19)</u>			
Government securities	\$ -	\$ 47,910,601	\$ 47,910,601
Other debt securities	-	3,811,533	3,811,533
Sub-total	-	<u>51,722,134</u>	<u>51,722,134</u>
Total	<u>\$ 9,857,473</u>	<u>\$ 95,337,192</u>	<u>\$ 105,194,665</u>
Available-for-sale financial assets:			
Equity securities	\$ 6,659,680	\$ 3,740,194	\$ 10,399,874
Shares in investment funds	-	4,161,124	4,161,124
Government securities	-	175,194,338	175,194,338
Preferred shares	-	23,091,775	23,091,775
Other debt securities	-	15,756,171	15,756,171
Total	<u>\$ 6,659,680</u>	<u>\$ 221,943,602</u>	<u>\$ 228,603,282</u>
Loans and receivables:			
Sovereign debt	\$ -	\$ 35,000,000	\$ 35,000,000
Total	<u>\$ -</u>	<u>\$ 35,000,000</u>	<u>\$ 35,000,000</u>

The Group did not have any financial instruments classified as Level 3 as at December 31, 2016.

10. Mortgages and Commercial Loans

Mortgages and commercial loans are comprised of the following:

	2017	2016
Mortgages and commercial loans	\$ 39,167,473	\$ 43,179,831
Accrued interest	9,995,304	9,372,273
Subtotal	<u>49,162,777</u>	<u>52,552,104</u>
Less: Provisions	<u>(15,311,124)</u>	<u>(13,018,005)</u>
Mortgages and commercial loans, net	<u>\$ 33,851,653</u>	<u>\$ 39,534,099</u>

COLINA HOLDINGS BAHAMAS LIMITED
Notes to Consolidated Financial Statements

For the Year Ended December 31, 2017 with corresponding figures for the Year Ended December 31, 2016
(Expressed in Bahamian dollars)

Mortgages and commercial loans are classified into the following categories:

	2017	2016
Residential mortgages	\$ 22,685,625	\$ 25,042,001
Commercial mortgages	13,798,813	15,455,987
Commercial paper	<u>2,683,035</u>	<u>2,681,843</u>
Subtotal	39,167,473	43,179,831
Accrued interest	<u>9,995,304</u>	<u>9,372,273</u>
Total	<u>\$ 49,162,777</u>	<u>\$ 52,552,104</u>

The totals above represent the Group's gross exposure on mortgages and commercial loans. It is the Group's policy not to lend more than 75% of collateralized values pledged reducing the Group's overall net exposure.

Included in residential mortgages at December 31, 2017 are loans to employees and salespersons amounting to \$4,155,455 (2016: \$4,908,794).

Provisions on mortgages and commercial loans are as follows:

	2017	2016
Residential mortgages	\$ 2,561,856	\$ 1,886,558
Commercial mortgages	4,701,605	4,711,988
Accrued interest	<u>8,047,663</u>	<u>6,419,459</u>
Total provisions on mortgages and commercial loans	<u>\$ 15,311,124</u>	<u>\$ 13,018,005</u>

The movement in loan loss provisions is as follows:

	2017	2016
Balance, beginning of year	\$ 13,018,005	\$ 11,291,433
Increase in provisions	4,888,988	1,859,112
Provisions written back to income	<u>(2,595,869)</u>	<u>(132,540)</u>
Balance, end of year	<u>\$ 15,311,124</u>	<u>\$ 13,018,005</u>

As of the year-end reporting date, the approximate weighted average interest rates on mortgages and commercial loans are as follows:

	2017	2016
Residential mortgages	7.52%	7.45%
Commercial mortgages	9.13%	9.15%
Commercial paper	7.90%	7.90%

COLINA HOLDINGS BAHAMAS LIMITED
Notes to Consolidated Financial Statements

For the Year Ended December 31, 2017 with corresponding figures for the Year Ended December 31, 2016
(Expressed in Bahamian dollars)

11. Policy Loans

Policy loans are comprised of:

	2017	2016
Policy loans	\$ 65,592,229	\$ 66,241,929
Accrued interest on policy loans	<u>3,829,700</u>	<u>3,826,135</u>
Subtotal	69,421,929	70,068,064
Less: Provisions	<u>(14,266)</u>	<u>(14,468)</u>
Policy loans, net	<u>\$ 69,407,663</u>	<u>\$ 70,053,596</u>

Policy loans are secured by the cash surrender values of the policies on which the loans are made with the exception of \$14,266 (2016: \$14,468) in policy overloans. Policy overloans represent policy loans in excess of the cash surrender values of the policies on which the loans are made. These overloans are not secured by cash surrender values. However, the related policies remain in force. The policy overloans have been fully provided for at December 31, 2017. Interest is accrued on a monthly basis and the loans are settled on termination of the policy, if not repaid while the policy remains in force. The approximate effective interest rate on policy loans is 11.7% (2016: 11.7%).

12. Investment Properties

The Group's investment properties consist of land holdings, residential rental properties, and commercial office rental properties and are carried at fair value. All investment properties have been classified as Level 3 in the fair value measurement hierarchy and there were no transfers from or to Level 3 during the period. Movements in investment properties classified by category are as follows:

	Land	Residential	Commercial Office	Total
At December 31, 2015	\$ 4,160,000	\$ 630,000	\$ 50,365,393	\$ 55,155,393
Additions	-	-	9,289	9,289
Net gain/(loss) from fair value adjustments	<u>(145,000)</u>	<u>-</u>	<u>700,320</u>	<u>555,320</u>
At December 31, 2016	\$ 4,015,000	\$ 630,000	\$ 51,075,002	\$ 55,720,002
Net loss from fair value adjustments	<u>(875,000)</u>	<u>-</u>	<u>-</u>	<u>(875,000)</u>
At December 31, 2017	<u>\$ 3,140,000</u>	<u>\$ 630,000</u>	<u>\$ 51,075,002</u>	<u>\$ 54,845,002</u>

Net gains/(losses) from fair value adjustments are included in net investment income on the consolidated statement of income (See Note 26).

During the period, certain of the individual properties were valued by independent appraisers from Coldwell Banker Lightbourn Realty. All appraisers used are accredited independent appraisers with experience in the location and category of the investment property valued. In accordance with the Group's policy for the valuation of investment property holdings in intervening periods, the fair values of all properties at December 31, 2017 were based on valuations performed by management using the Discounted Cash Flow Method (DCF) and the Sales Comparison Method (SC). (2016: DCF and SC).

COLINA HOLDINGS BAHAMAS LIMITED
Notes to Consolidated Financial Statements

For the Year Ended December 31, 2017 with corresponding figures for the Year Ended December 31, 2016
(Expressed in Bahamian dollars)

Significant unobservable inputs used in the valuations in 2017 were as follows:

Property Classification	Valuation technique	Significant unobservable inputs	Range (weighted average)
Land and land lots	SC	Sales price / acre	\$10,000 - \$320,000 (\$9,953)
	DCF	Estimated rental rate / sq.ft. / p.a. Discount rate Rent growth p.a. Expense inflation p.a. Capitalization rate for terminal value Vacancy rate	\$3 10.5% 3% 3% 9.25% 0%
Residential	SC	Sales price / sq.ft.	\$330 (\$330)
Commercial office	DCF	Estimated rental rate / sq.ft. / p.a. Discount rate Rent growth p.a. Expense inflation p.a. Capitalization rate for terminal value Vacancy rate	\$9 - \$75 8.5%-10. 5% 2.0% - 3.0% 0% - 3.0% 8.0% - 9.25% 0% - 55.0%
	SC	Sales price / sq. ft.	\$12 (\$12)

Significant unobservable inputs used in the valuations in 2016 were as follows:

Property Classification	Valuation technique	Significant unobservable inputs	Range (weighted average)
Land and land lots	SC	Sales price / acre	\$13,500 - \$320,000 (\$14,927)
	DCF	Estimated rental rate / sq.ft. / p.a. Discount rate Rent growth p.a. Expense inflation p.a. Capitalization rate for terminal value Vacancy rate	\$3 10.5% 3% 3% 9.25% 0%
Residential	SC	Sales price / sq.ft.	\$330 (\$330)

COLINA HOLDINGS BAHAMAS LIMITED
Notes to Consolidated Financial Statements

For the Year Ended December 31, 2017 with corresponding figures for the Year Ended December 31, 2016
(Expressed in Bahamian dollars)

Commercial office	DCF	Estimated rental rate / sq.ft. / p.a.	\$9 - \$48
		Discount rate	9.5%-10. 5%
		Rent growth p.a.	1.6% - 3.0%
		Expense inflation p.a.	0% - 3.0%
		Capitalization rate for terminal value	8.25% - 9.9%
		Vacancy rate	0% - 12.5%
	SC	Sales price / sq. ft.	\$12 (\$12)

Under the DCF method, fair value is estimated using assumptions regarding the benefits and liabilities of ownership over the asset's life including an exit or terminal value. This method involves the projection of a series of cash flows on a real property interest. A market-derived discount rate is applied to establish the present value of the income streams associated with the property. The exit yield is normally separately determined and differs from the discount rate.

The duration of the cash flows and the specific timing of the inflows and outflows are determined by events such as lease renewals, and related re-letting, redevelopment, or refurbishment. The appropriate duration is typically driven by market behavior that is a characteristic of the class of property. Periodic cash flows are typically estimated as gross rental income less vacancy, non-recoverable expenses, maintenance and other operating and management expenses. The series of periodic net operating income, along with an estimate of the terminal value anticipated at the end of the projection period, is then discounted.

Under the SC method, fair value is determined by a comparison of recent property sales similar to the subject property. The prices for these properties provide the basis for estimating the value of the subject by comparison. Appropriate adjustments are made for the differences in the properties as they compare to the subject. The adjusted process yields various indicators of value which are analyzed and correlated to provide a value estimate for the subject property.

Significant increases (decreases) in estimated rental values and rent growth per annum in isolation would result in a significantly higher (lower) fair value of the property. Significant increase (decrease) in long-term vacancy rates and discount rates in isolation would result in a significantly lower (higher) fair value. Increases/(decreases) in the capitalization rate would result in a significantly lower (higher) fair value.

Generally, a change in the assumption made for the estimated rental value is accompanied by a directionally similar change in the rent growth per annum and discount rate and an opposite change in the long term vacancy rate.

The Company has no restrictions on the realisability of its investment properties and no contractual obligations to either purchase, construct or develop investment property for repair, maintenance and enhancement.

Investment properties, with carrying values totaling approximately \$13.2 million (2016: \$13.2 million), have been mortgaged in support of loans advanced to subsidiary companies by the Group. The referenced loans have been eliminated on consolidation. Income from investment properties, which amounted to \$4,802,067 (2016: \$4,563,755), is included in rental income in net investment income. Direct expenses related to generating rental income from investment properties, amounting to \$1,826,596 (2016: \$1,544,165), are included in general and administrative expenses.

COLINA HOLDINGS BAHAMAS LIMITED
Notes to Consolidated Financial Statements

For the Year Ended December 31, 2017 with corresponding figures for the Year Ended December 31, 2016
(Expressed in Bahamian dollars)

13. Equity-accounted investees

Equity-accounted investees are comprised of:

	2017	2016
Walk-In Holdings Limited	\$ 3,653,381	\$ 3,324,605
SBL Ltd.	11,892,276	10,597,247
Total	<u>\$ 15,545,657</u>	<u>\$ 13,921,852</u>

Gains and losses from the Group's equity-accounted investees are comprised of the following:

	2017	2016
Share of profit of equity-accounted investees		
Walk-In Holdings Limited	\$ 328,777	\$ 85,971
SBL Ltd.	1,295,029	2,768,667
Impairment of goodwill - WIHL	-	(1,000,000)
Share of profit of equity-accounted investees	<u>\$ 1,623,806</u>	<u>\$ 1,854,638</u>

Walk-In Holdings Limited

In November 2007, the Group, through its wholly-owned subsidiary, PRO Health Holdings Ltd., acquired a 30% interest in Walk-In Holdings Limited ("WIHL"), a privately-held company incorporated in The Bahamas at a cost of \$3,402,631. WIHL owns and operates medical clinics in The Bahamas.

The investment in WIHL is comprised of the following:

	2017	2016
Total assets	\$ 10,045,727	\$ 8,794,600
Total liabilities	(851,069)	(660,512)
Net assets of WIHL	<u>\$ 9,194,658</u>	<u>\$ 8,134,088</u>
Company's share of WIHL's balance sheet	\$ 2,920,680	\$ 2,591,904
Goodwill	732,701	732,701
Total investment in WIHL	<u>\$ 3,653,381</u>	<u>\$ 3,324,605</u>

Management estimates that the carrying value of the investment in WIHL approximates its fair value at the reporting date.

The Group's share of WIHL's net income is as follows:

	12 Months Ended Dec. 31, 2017	12 Months Ended Dec. 31, 2016
Total revenue	<u>\$ 7,501,299</u>	<u>\$ 6,861,018</u>
Total net income for the period	<u>\$ 1,060,569</u>	<u>\$ 277,319</u>
Share of WIHL's net income	<u>\$ 328,777</u>	<u>\$ 85,971</u>

COLINA HOLDINGS BAHAMAS LIMITED
Notes to Consolidated Financial Statements

For the Year Ended December 31, 2017 with corresponding figures for the Year Ended December 31, 2016
(Expressed in Bahamian dollars)

SBL Ltd.

In July 2009, the Company and Colina, purchased 7% and 12% of SBL Ltd. ("SBL") at a cost of \$3 million and \$5 million respectively. In considering the classification of its 19% equity holding in SBL, the Group has classified its investment in SBL as an equity-accounted investee as two of the ten Board members of SBL are also Directors of the Company. In May 2009, SBL acquired the issued and outstanding shares of Ansbacher (Bahamas) Limited ("ABL") and in July 2009, merged ABL subsequently with Sentinel Bank & Trust Limited ("SBT") with the surviving entity retaining the name Ansbacher (Bahamas) Limited. ABL's principal activities comprise private and specialist banking, wealth protection and management, and fiduciary services.

During 2013, the Company and Colina made additional capital contributions of \$124,473 and \$213,382 respectively in SBL Ltd. The funds were used by SBL's subsidiary, ABL to partially fund the acquisition of Finter Bank and Trust (Bahamas) Limited. CHBL and Colina's percentage ownership in SBL Ltd. after the capital contribution remained at 7% and 12% respectively.

The Company made additional investments in SBL and ABL during 2015. However, these additional investments did not impact the Company's consolidated percentage ownership in SBL nor its classification as an equity-accounted investee. In June 2015, the Company facilitated a \$15 million loan to SBL using proceeds received from bank borrowings (See Note 14). In December 2015, the Company purchased 1 Series B Preference Share of ABL with a par value of \$0.01 and Share Premium of \$4,999,999.99 for a total investment of \$5 million. The Preference Share was issued at the rate of 7% per annum and is cumulative and non-voting and is included in Investment Securities in the available-for-sale classification.

The investment in SBL is comprised of the following:

	2017	2016
Total assets	\$ 528,771,965	\$ 904,743,213
Total liabilities	<u>(462,276,464)</u>	<u>(844,519,152)</u>
Net assets of SBL	<u>\$ 66,495,501</u>	<u>\$ 60,224,061</u>
Company's share of SBL's balance sheet	\$ 9,831,366	\$ 10,370,648
Intangible assets	<u>2,060,910</u>	<u>226,599</u>
Total investment in SBL	<u>\$ 11,892,276</u>	<u>\$ 10,597,247</u>

Management estimates that the carrying value of the investment in SBL approximates its fair value at the reporting date.

The Group's share of SBL's net income is as follows:

	12 Months Ended Dec. 31, 2017	12 Months Ended Dec. 31, 2016
Total revenue	\$ 31,861,523	\$ 34,602,349
Total net income for the period	<u>\$ 7,240,522</u>	<u>\$ 14,220,767</u>
Share of SBL's net income	<u>\$ 1,295,029</u>	<u>\$ 2,768,667</u>

The following table shows an analysis of goodwill and other intangible assets included in equity-accounted investees for the years ending December 31, 2017 and 2016:

	Other Intangible Assets		Total
	Goodwill	Assets	
Balance as of December 31, 2015	\$ 1,732,701	\$ 339,331	\$ 2,072,032
Acquired during the year	-	352,678	352,678
Amortization	-	(465,410)	(465,410)
Impairment losses	<u>(1,000,000)</u>	-	<u>(1,000,000)</u>
Balance as of December 31, 2016	732,701	226,599	959,300
Acquired during the year	-	2,013,949	2,013,949
Amortization	-	<u>(179,638)</u>	<u>(179,638)</u>
Balance as of December 31, 2017	<u>\$ 732,701</u>	<u>\$ 2,060,910</u>	<u>\$ 2,793,611</u>

COLINA HOLDINGS BAHAMAS LIMITED
Notes to Consolidated Financial Statements

For the Year Ended December 31, 2017 with corresponding figures for the Year Ended December 31, 2016
(Expressed in Bahamian dollars)

The gross carrying value and accumulated amortization by major category of other intangible assets as of December 31, 2017, is shown below.

	Other Intangible Assets		
	Gross Carrying Value	Accumulated Amortization	Total
Customer relationships	\$ 3,170,890	\$ (1,170,750)	\$ 2,000,140
Non-competitive agreement	86,260	(86,260)	-
Trade name	140,980	(140,980)	-
Software	575,918	(515,148)	60,770
Total Other Intangible Assets	<u>\$ 3,974,048</u>	<u>\$ (1,913,138)</u>	<u>\$ 2,060,910</u>

The useful life of intangible assets with finite lives ranges from 2 to 10 years, with a weighted average amortization period of 9 years. Expected amortization of the intangible assets is shown below:

	Other intangible assets included in Equity-accounted Investees
2018	\$ 492,525
2019	461,917
2020	438,511
2021 and thereafter	667,957
	<u>\$ 2,060,910</u>

14. Receivables and Other Assets

Receivables and other assets are comprised of the following:

	2017	2016
Financial assets		
Premiums receivable	\$ 4,462,395	\$ 13,019,541
Less: Provision on premiums receivable	(2,128,113)	(2,080,091)
Reinsurance recoveries receivable	9,756,517	3,172,845
Net balances receivable on ASO plans	16,558,355	44,881,862
Agents' balances	1,158,788	1,202,641
Less: Provision on agents' balances	(1,163,778)	(1,196,084)
Accrued interest income	4,004,701	5,888,544
Loan to SBL Ltd. (See Note 20 and Note 33)	8,085,875	10,000,000
Receivables from related parties (See Note 33)	204,783	543,399
Participation in IRM reinsurance facilities	2,414,102	1,938,813
Non-financial assets		
Properties assumed under mortgage defaults	1,785,400	1,795,400
Land held for development	4,720,253	5,438,895
Prepayments and other assets	12,729,048	14,006,442
Total receivables and other assets	<u>\$ 62,588,326</u>	<u>\$ 98,612,207</u>

The carrying amounts disclosed above approximate fair value at the reporting date.

COLINA HOLDINGS BAHAMAS LIMITED
Notes to Consolidated Financial Statements

For the Year Ended December 31, 2017 with corresponding figures for the Year Ended December 31, 2016
(Expressed in Bahamian dollars)

Administrative Services Only (ASO) receivables

Included in receivables and other assets are net amounts due from / (due to) groups to whom the Group provides administrative services only ("ASO").

Loan to SBL Ltd.

In June 2015, the Company entered into a senior term loan facility (the FCIB Loan) with FirstCaribbean International Bank (Bahamas) Limited for an amount totaling \$15 million US Dollars at the interest rate of 3M LIBOR plus 2% per annum with interest due quarterly. The proceeds of the FCIB Loan were immediately used by the Company to issue a loan on the exact same interest and repayment terms to its affiliate, SBL Ltd. in 2015 and is included in receivables and other assets as "Loan to SBL." The FCIB Loan is included in "other liabilities" as "Bank borrowings" (See Note 20). In accordance with the original terms of the agreement, a principal repayment was made prior to June 24, 2016 to reduce the principal balance to \$10 million US Dollars.

The FCIB Loan is collateralized by a pledge of assets owned by AFH along with guarantees by both AFH and SBL. The terms of the FCIB Loan include covenants to maintain a maximum loan to asset value ratio of 30% and a minimum total equity of \$150 million. Throughout the reporting period, the Company has complied with all financial covenants.

During 2016, the Company negotiated an "Amending Agreement" with FCIB, whose terms had been accepted in principle by all parties to the agreement. The revised terms require principal repayments to reduce the facility to \$8 million US Dollars by December 31, 2017 with the remaining principal balance on the facility due on December 31, 2019. The Company complied with the terms of the "Amending Agreement" and made additional principal payments to reduce the FCIB loan balance to \$6,100,861 at December 31, 2017 (See Note 20).

Participation in IRM reinsurance facilities

The Group participates in reinsurance facilities managed by International Reinsurance Managers, LLC ("IRM"), an underwriting management company domiciled in the United States of America which provides group health reinsurance services to small and medium sized insurance companies in the Caribbean and Latin America. The Group's participation in these facilities varies from 10% to 50% for differing underwriting years and its interest is included above. The underlying assets of the reinsurance facilities are principally comprised of US Treasury money market instruments.

15. Property and Equipment

	Land, land improvements and buildings	Leasehold improvements	Furniture, fixtures and equipment	Motor vehicles	Total
Cost / revalued amounts:					
At December 31, 2016	\$ 24,366,183	\$ 2,484,801	\$ 6,124,279	\$ 65,174	\$ 33,040,437
Additions	12,979	66,355	185,832	7,575	272,741
Disposals	-	-	(100,095)	-	(100,095)
At December 31, 2017	<u>\$ 24,379,162</u>	<u>\$ 2,551,156</u>	<u>\$ 6,210,016</u>	<u>\$ 72,749</u>	<u>\$ 33,213,083</u>
At December 31, 2016	\$ 7,236,926	\$ 1,866,745	\$ 5,281,876	\$ 65,174	\$ 14,450,721
Depreciation charge	709,959	138,174	341,867	211	1,190,211
At December 31, 2017	<u>\$ 7,946,885</u>	<u>\$ 2,004,919</u>	<u>\$ 5,623,743</u>	<u>\$ 65,385</u>	<u>\$ 15,640,932</u>
Net book value:					
At December 31, 2017	<u>\$ 16,432,277</u>	<u>\$ 546,237</u>	<u>\$ 586,273</u>	<u>\$ 7,364</u>	<u>\$ 17,572,151</u>
At December 31, 2016	<u>\$ 17,129,257</u>	<u>\$ 618,056</u>	<u>\$ 842,403</u>	<u>\$ -</u>	<u>\$ 18,589,716</u>

COLINA HOLDINGS BAHAMAS LIMITED
Notes to Consolidated Financial Statements

For the Year Ended December 31, 2017 with corresponding figures for the Year Ended December 31, 2016
(Expressed in Bahamian dollars)

The opening balances have been adjusted for fully depreciated assets.

The revalued amounts of land, land improvements and buildings is comprised of the following:

	2017	2016
Land and land improvements	\$ 6,035,523	\$ 6,035,523
Buildings	<u>18,343,639</u>	<u>18,330,660</u>
Total book value	<u>\$ 24,379,162</u>	<u>\$ 24,366,183</u>

Properties are stated at their revalued amounts, as assessed by qualified independent property appraisers or management valuation in intervening periods. The revalued amount is the estimated amount for which a property should exchange on the date of valuation between a willing buyer and a willing seller in an arm's-length transaction, after proper marketing wherein the parties had acted knowledgeably, prudently and without compulsion, assuming that the buyer is granted vacant possession of all parts of the property required by the business and disregarding potential alternative uses.

If land, land improvements and buildings were stated on a historical cost basis, the carrying amount would be approximately \$11.9 million (2016: \$12.5 million).

16. Goodwill

	2017	2016
Cost	\$ 17,244,032	\$ 17,244,032
Accumulated impairment charges	<u>(4,079,613)</u>	<u>(3,872,658)</u>
Net book amount	<u>\$ 13,164,419</u>	<u>\$ 13,371,374</u>
Balance, beginning of year	\$ 13,371,374	\$ 13,469,916
Impairment charge	<u>(206,955)</u>	<u>(98,542)</u>
Balance, end of year	<u>\$ 13,164,419</u>	<u>\$ 13,371,374</u>

17. Other Intangible Assets

	2017	2016
Cost	\$ 10,384,019	\$ 10,384,019
Accumulated amortization	<u>(7,575,603)</u>	<u>(7,111,909)</u>
Net book amount	<u>\$ 2,808,416</u>	<u>\$ 3,272,110</u>
Balance, beginning of year	\$ 3,272,110	\$ 3,735,805
Amortization charge	<u>(463,694)</u>	<u>(463,695)</u>
Balance, end of year	<u>\$ 2,808,416</u>	<u>\$ 3,272,110</u>

COLINA HOLDINGS BAHAMAS LIMITED
Notes to Consolidated Financial Statements

For the Year Ended December 31, 2017 with corresponding figures for the Year Ended December 31, 2016
(Expressed in Bahamian dollars)

The following table shows an analysis of other intangible assets for the years ending December 31, 2017 and 2016:

	Other Intangible Assets
Balance as of December 31, 2015	\$ 3,735,805
Amortization	(463,695)
Balance as of December 31, 2016	3,272,110
Amortization	(463,694)
Balance as of December 31, 2017	<u>\$ 2,808,416</u>

Upon acquisition of CFAL in September 2013, the excess of the purchase price over total net assets acquired totaled \$5,879,167 and was recognised as goodwill. At the time of acquisition, the analysis to identify intangible assets for allocation purposes of purchase price over net assets acquired had not been completed.

During 2014, an independent valuation exercise was performed in order to determine this allocation at the valuation date of October 1, 2013. As a result of this, an amount of \$4,872,000 was allocated to intangible assets.

The gross carrying value and accumulated amortization by major category of other intangible assets from acquisitions as of December 31, 2017 is shown below:

	Other Intangible Assets		
	Gross Carrying Value	Accumulated Amortization	Total
Customer relationships	\$ 4,572,000	\$ (1,947,334)	\$ 2,624,666
Trade name	300,000	(116,250)	183,750
Total Other Intangible Assets	<u>\$ 4,872,000</u>	<u>\$ (2,063,584)</u>	<u>\$ 2,808,416</u>

Expected amortization of other intangible assets is shown below:

	Expected Amortization Other Intangible Assets
2018	469,176
2019	469,176
2020	469,176
2021 and thereafter	1,400,888
	<u>\$ 2,808,416</u>

18. Provision for Future Policy Benefits

The provision for future policy benefits is calculated using expected future policy lapse rates, mortality, morbidity, investment yield and policy maintenance expense assumptions and any other relevant contingency.

The provisions for adverse deviation recognize uncertainty in establishing these best estimates and allow for possible deterioration in experience. As the best estimate assumption is realized, the provisions for adverse deviations will be released in future income to the extent that they are no longer required to cover adverse experience.

COLINA HOLDINGS BAHAMAS LIMITED
Notes to Consolidated Financial Statements

For the Year Ended December 31, 2017 with corresponding figures for the Year Ended December 31, 2016
(Expressed in Bahamian dollars)

The assumptions used in determining the provision for future policy benefits are reviewed regularly, compared to emerging experience and updated when appropriate. The assumptions that are most sensitive to change are investment yields, expenses, policy lapse rates, and mortality and morbidity.

Margins for Adverse Deviation Assumptions

The basic assumptions made in establishing provisions for future policy benefits are best estimates for a range of possible outcomes. To recognize the uncertainty in establishing these best estimates, to allow for possible deterioration in experience and to provide greater comfort that the provisions are adequate to pay future benefits, the Appointed Actuary is required to include a margin in each assumption.

The impact of these margins is to increase provisions and decrease the income that would be recognized on inception of the policy. The Canadian Institute of Actuaries prescribes a range of allowable margins. The Company uses assumptions which take into account the risk profiles of the business. The Closed Participating Fund ("Closed Par Fund"), discussed below, has the lowest margins, as the risk is passed back to the policyholders by dividend distributions.

Investment yields

The computation of provisions takes into account projected net investment income on assets supporting policy liabilities and income expected to be earned or forgone on reinvestment or financing of mismatched cash flows. Uncertainties exist with respect to projections of interest rates and the magnitude of losses from asset defaults. The Company accounts for such uncertainties by incorporating provisions for losses into projections of investment income. A margin for adverse deviation is calculated by interest rate scenario testing under the CALM methodology. The margin in the most adverse scenario can be interpreted as deducting 35 basis points from the current (Prime) rates immediately and assuming future interest rates remain at that level in the long term. If future interest rates were to differ by 100 basis points from that assumed in the valuation, without changing the policyholder dividend scale, the liability would increase by \$62.7 million or decrease by \$47.8 million.

Expenses

The administration expense assumption is based on an expense study conducted by the Company. The expenses are allocated by line of business using allocation factors developed by the Company. Such expense studies are conducted annually, and are subject to changes in the Company's cost structure as well as the rate of inflation. Best estimate expenses are assumed to increase with inflation range of 1.73% to 2.5% throughout the years. Expenses are increased by a range of 0% to 6.25%, where the Closed Par Fund has no margin. If future expenses are to differ by 10% from that assumed, the liability would increase by \$6.3 million or decrease by \$6.2 million.

Policy lapse rates

Policyholders may allow their policies to lapse by choosing not to continue to pay premiums. The Company bases its estimate of future lapse rates on previous experience for a block of policies. A margin for adverse deviation is added by increasing or decreasing lapse rates, whichever is adverse, by a range of 5% to 20%. If future margins on lapse rates are to differ by 10% from that assumed, the liability would increase by \$8.8 million or decrease by \$8.6 million.

Mortality and Morbidity

Assumptions for life business are based on Company and industry experience. A margin is added for adverse deviation in the range of 4.0 to 11.25 per 1000 divided by the expectation of life for mortality, and between 15% and 20% for morbidity. The Closed Par Fund has the lowest margin added. If future mortality and morbidity are to differ by 10% from that assumed, the liability would increase by \$3.4 million or decrease by \$3.1 million.

COLINA HOLDINGS BAHAMAS LIMITED
Notes to Consolidated Financial Statements

For the Year Ended December 31, 2017 with corresponding figures for the Year Ended December 31, 2016
(Expressed in Bahamian dollars)

Medical claims costs

The principal assumption underlying the estimate of the medical claims reserve is the Company's past claims development experience and loss ratios. If the average claim costs were to increase by 10%, gross liabilities would increase by \$1.0 million, with the net liabilities increasing by \$1.0 million. If the average claim costs were to decrease by 10%, gross liabilities would decrease by \$1.0 million, with the net liabilities decreasing by \$0.9 million.

Analysis of provision for future policy benefits

The following is a summary of the provision for future policy benefits by product line:

	2017	2016
Life insurance	\$ 379,776,906	\$ 362,779,474
Annuities	19,016,273	19,962,391
Accident and health	15,311,724	13,773,244
Colina Investment Plan (See Note 32)	<u>7,562,665</u>	<u>7,600,697</u>
Total provision for future policy benefits	<u>\$ 421,667,568</u>	<u>\$ 404,115,806</u>

The following is a summary of the provision for future policy benefits by contract category:

	2017	2016
Short-term insurance contracts	\$ 15,656,092	\$ 14,103,346
Long-term insurance and other contracts		
-with fixed and guaranteed terms	160,418,396	147,645,429
-with fixed and guaranteed terms and with DPF	202,929,242	198,882,824
-without fixed and guaranteed terms	19,494,806	20,171,037
-without fixed and guaranteed terms and with DPF	15,606,367	15,712,473
Long-term investment contracts with DPF	<u>7,562,665</u>	<u>7,600,697</u>
Total provision for future policy benefits	<u>\$ 421,667,568</u>	<u>\$ 404,115,806</u>

Analysis of change in provision for future policy benefits

	2017	2016
Balance, beginning of year	\$ 404,115,806	\$ 387,181,176
Changes in discretionary participation features	3,177,522	(3,716,460)
Normal changes in policy liabilities	13,414,106	12,443,369
Changes in assumptions and refinement of estimates	<u>960,134</u>	<u>8,207,721</u>
Balance, end of year	<u>\$ 421,667,568</u>	<u>\$ 404,115,806</u>

COLINA HOLDINGS BAHAMAS LIMITED
Notes to Consolidated Financial Statements

For the Year Ended December 31, 2017 with corresponding figures for the Year Ended December 31, 2016
(Expressed in Bahamian dollars)

Closed Participating Fund

Included in the provision for future policy benefits as of December 31, 2017 are actuarial reserves totaling \$33.5 million (2016: \$33.4 million) relating to Colina's commitment to maintain and operate a Closed Participating Fund ("Closed Par Fund") covering the individual participating business (both life and annuity) of the Canada Life portfolio of business acquired on January 1, 2004. The objective of this Closed Par Fund is to finance the participating policyholders' reasonable expectations that Colina will: (i) pay the benefits guaranteed by each participating policy according to its terms; (ii) pay dividends according to the current dividend scale provided that current experience continues; and (iii) make an equitable adjustment to the dividend scale in future years to reflect any deviations from the current experience, in accordance with the insurer's dividend policy as well as applicable actuarial standards. Future profits that may emerge within the Closed Par Fund are for the sole benefit of the participating policyholders.

The Appointed Actuary's valuation of the Closed Par Fund as of December 31, 2017 shows that it had the following asset mix:

	2017	2016
Government securities	56.3%	53.7%
Policy loans	22.1%	22.9%
Equity securities	9.2%	10.0%
Mortgage loans	5.1%	6.5%
Cash and equivalents	1.4%	2.5%
Preference shares	2.3%	3.4%
Corporate bonds	3.6%	1.0%
Total	100.0%	100.0%

19. Repurchase Agreement

On December 7, 2015, Colina entered into a structured repurchase transaction with Deutsche Bank AG (DB), acting through its London Branch. On the initial exchange, DB funded Colina with an amount totaling US\$35 million at an annual fixed rate of 4.85% in exchange for delivery by Colina to DB of assets with face amounts totaling US\$47.5 million (the Pledged Bonds). The Pledged Bonds by Colina in respect of this transaction are bonds held by Colina through its interests in its subsidiary CFAL Global Bond Fund Ltd. (CGBF). Colina owns 100% of the issued shares in Class C of the CGBF and by agreement dated December 7, 2015, has been granted all rights and obligations over all assets and liabilities in Class C of the CGBF.

The repurchase agreement requires the funded amount by DB to Colina of US\$35 million to be repaid in 5 equal principal repayment instalments of US\$7 million. The first and second repayments were made in December 2016 and December 2017, respectively, and are scheduled to continue annually until December 10, 2020.

If the value of the Pledged Bonds falls by more than a minimum transfer amount of US\$250,000, Colina will be required to post the shortfall with DB in cash or cash equivalents within 1 business day. The minimum transfer amount was increased to US\$500,000 by an amendment dated May 24, 2016.

The table below shows the amount of collateral given in respect of the repurchase agreement:

	2017	2016
Payables under sale and repurchase agreements	\$ 21,000,000	\$ 28,000,000
Carrying amount of collateral provided in respect of above	\$ 29,743,360	\$ 51,722,134

Collateral provided includes securities transferred under the repurchase agreement. The Company continues to recognize these securities in the statement of financial position and presents them within pledged financial assets at fair value through profit or loss.

The repurchase transaction is scheduled to terminate on December 10, 2020.

COLINA HOLDINGS BAHAMAS LIMITED
Notes to Consolidated Financial Statements

For the Year Ended December 31, 2017 with corresponding figures for the Year Ended December 31, 2016
(Expressed in Bahamian dollars)

20. Other Liabilities

	2017	2016
Third party pension liabilities	\$ 26,483,905	\$ 25,516,562
Benefits payable to policyholders	14,106,912	14,206,191
Bank borrowings (See Note 14)	6,100,861	10,000,000
Accrued expenses and other liabilities	29,673,925	32,408,184
Bank overdraft (See Note 8)	48,441	1,305,042
Reinsurance payables	<u>1,876,435</u>	<u>1,759,318</u>
Total other liabilities	<u>\$ 78,290,479</u>	<u>\$ 85,195,297</u>

The carrying amounts disclosed above approximate fair value at the consolidated balance sheet date.

21. Share Capital

	2017	2016
Authorized:		
45,000,000 Class "A" Preference Shares of B\$1.00 each (2016: 45,000,000)	\$ 45,000,000	\$ 45,000,000
30,000,000 Class "B" Preference Shares of B\$0.01 each (2016: 30,000,000)	\$ 300,000	\$ 300,000
35,000,000 Class "A" Ordinary Shares of B\$1.00 each (2016: 35,000,000)	\$ 35,000,000	\$ 35,000,000
40,000,000 Class "B" Ordinary Shares of B\$0.01 each (2016: 40,000,000)	\$ 400,000	\$ 400,000
Issued and fully paid:		
42,500,000 Class "A" Preference Shares of B\$1.00 each (2016: 42,500,000)	\$ 42,500,000	\$ 42,500,000
24,729,613 Class "A" Ordinary Shares of B\$1.00 each (2016: 24,709,631)	\$ 24,729,613	\$ 24,679,064

During October 2017, 19,982 treasury shares were sold at fair market value. The treasury shares represented ordinary shares of the Company that are held by Colina.

The Class "A" Preference Shares were authorized for issue on September 30, 2005, as non-voting and redeemable at the discretion of the Board of Directors at any time after September 30, 2006, upon 90 days' notice. The shares were issued with dividends payable quarterly at the Bahamian \$ Prime rate plus 2.25% per annum on the par value outstanding to shareholders of record on the record date.

The Company gave notice to the Class "A" Preference Shareholders on October 29, 2008 of its intention to retire all issued and fully paid Class "A" Preference Shares. Preference Shareholders of record on that date were provided with the first right of refusal to subscribe for an equivalent amount of Par Value of Class "A" Preference Shares which were issued at a dividend rate payable quarterly at the Bahamian \$ Prime rate plus 1.5% per annum. On January 31, 2009, all issued and fully paid Class "A" Preference Shares issued and fully paid on that date were issued at the new dividend rate. The Class "A" Preference Shares rank in priority to the ordinary shares in a winding up with respect to repayment of capital and any cumulative dividends in arrears. During 2015, an additional 2,000,000 of Class "A" Preference Shares were issued.

At the Extraordinary Annual General Meeting of the Company held June 3, 2015, the shareholders approved resolutions to authorize an additional 30,000,000 of Class "B" Preference Share capital with a par value of \$0.01 each and an additional 40,000,000 of Class "B" Ordinary voting share capital with a par value of \$0.01. At December 31, 2017, none of the Class "B" ordinary or preference share capital were issued.

COLINA HOLDINGS BAHAMAS LIMITED
Notes to Consolidated Financial Statements

For the Year Ended December 31, 2017 with corresponding figures for the Year Ended December 31, 2016
(Expressed in Bahamian dollars)

22. Revaluation Reserve

The revaluation reserve is comprised of the net gain/(loss) on remeasurement of available-for-sale securities to fair value and revaluation adjustments related to land and buildings. Also included in the revaluation reserve are unrealized gains related to the purchase of additional equity in a subsidiary company subsequent to the date control was first established.

	2017	2016
Balance, beginning of year	\$ 12,492,293	\$ 10,753,156
Net fair value gains during the year	2,770,192	286,690
Transfers to net income	(34,167)	1,452,447
	<u>15,228,318</u>	<u>12,492,293</u>
Balance, end of year	<u>\$ 15,228,318</u>	<u>\$ 12,492,293</u>

23. Contingent Liabilities and Commitments

The Group has the following contingent liabilities and commitments as of the year-end reporting date:

Legal proceedings and regulations

The Group operates in the insurance and financial services industry and is subject to legal proceedings in the normal course of business. While it is not practicable to forecast or determine the final results of all pending or threatened legal proceedings, management does not believe that such proceedings (including litigations) will have a material effect on its results and financial position.

The Group is also subject to insurance solvency regulations in all the jurisdictions in which it operates and has complied with all regulations. There are no contingencies associated with the Group's compliance or lack of compliance with such regulations.

Contingent liabilities

The Group may have contingent liabilities in respect of bank and other guarantees and other matters arising in the ordinary course of business. It is not anticipated that any material loss will arise from the contingent liabilities. Other than as disclosed in Note 14, as at December 31, 2017, the Group did not provide any guarantees to third parties in the ordinary course of business. (2016: NIL).

The Group, is from time to time, in connection with its normal operations, named as a defendant in actions for damages and costs allegedly sustained by the plaintiffs. The Board of Directors is of the opinion, based upon the advice of counsel, that the final outcome of such actions will not have a material adverse effect on the financial position of the Group.

Commitments

Lending: The company had no commitments to extend credit for mortgages and commercial loans at December 31, 2017 (2016: NIL).

Purchase of property and equipment: The Company had no commitments for the purchase of capital equipment or services at December 31, 2017 (2016: NIL).

Leases: The Group leases office and other space for use in its day-to-day business activities pursuant to the terms of non-cancelable operating leases. The expenditures related to these lease arrangements are not considered to be material. The future aggregate minimum lease payments under operating leases as of December 31, 2017 are as follows:

	At December 31, 2017
No later than 1 year	\$ 317,936
Later than 1 year and no later than 5 years	1,303,776
Later than 5 years	<u>1,014,048</u>
Total	<u>\$ 2,635,760</u>

COLINA HOLDINGS BAHAMAS LIMITED
Notes to Consolidated Financial Statements

For the Year Ended December 31, 2017 with corresponding figures for the Year Ended December 31, 2016
(Expressed in Bahamian dollars)

24. Future Minimum Lease Payments Receivable

The Group derives rental income from certain of its investment properties under non-cancellable rental agreements. The future minimum lease payments due to be received under these agreements as of December 31, 2017 are as follows:

	At December 31, 2017
No later than 1 year	\$ 3,051,623
Later than 1 year and no later than 5 years	<u>5,066,405</u>
Total	<u>\$ 8,118,028</u>

25. Net Premium Revenue

Net premium revenue is comprised of the following:

	2017	2016
Life and health insurance premiums	\$ 121,226,692	\$ 120,901,904
Less: Reinsurance premiums	<u>(13,432,046)</u>	<u>(13,144,772)</u>
Subtotal	107,794,646	107,757,132
Premiums from IRM reinsurance facilities (See Note 14)	<u>9,660,285</u>	<u>11,021,690</u>
Net premium revenue	<u>\$ 117,454,931</u>	<u>\$ 118,778,822</u>

Net premium revenues are classified in the following categories:

	2017	2016
Short-term insurance contracts	\$ 69,769,395	\$ 70,123,242
Long-term insurance and other contracts		
-with fixed and guaranteed terms	33,011,046	32,412,598
-with fixed and guaranteed terms and with DPF	19,105,139	20,147,860
-without fixed and guaranteed terms	6,753	59,349
-without fixed and guaranteed terms and with DPF	7,678,682	7,882,394
Long-term investment contracts with DPF	<u>1,315,962</u>	<u>1,298,151</u>
Total premium revenue arising from contracts issued	130,886,977	131,923,594
Premiums ceded to reinsurers	<u>(13,432,046)</u>	<u>(13,144,772)</u>
Net premium revenue	<u>\$ 117,454,931</u>	<u>\$ 118,778,822</u>

COLINA HOLDINGS BAHAMAS LIMITED
Notes to Consolidated Financial Statements

For the Year Ended December 31, 2017 with corresponding figures for the Year Ended December 31, 2016
(Expressed in Bahamian dollars)

26. Net Investment Income

Net investment income is classified as follows:

	2017	2016
Term deposits	\$ 501,875	\$ 714,520
Investment securities	9,811,641	9,298,547
Net fair value gains included in the revaluation reserve (See Note 22)	<u>2,770,192</u>	<u>286,690</u>
Net investment return on managed assets	13,083,708	10,299,757
Mortgages and commercial loans	(45,612)	2,636,636
Policy loans	7,685,098	7,735,574
Rental income	4,628,246	4,563,755
Net fair value gains/(losses) on investment properties (See Note 12)	(875,000)	555,320
Fair value losses on property assumed under mortgage default	(10,000)	-
Other fees and income	<u>(73,348)</u>	<u>(160,558)</u>
Total return on invested assets	24,393,092	25,630,484
Less: Fair value gains in the revaluation reserve	<u>(2,770,192)</u>	<u>(286,690)</u>
Total net investment income recognized in income	<u>\$ 21,622,900</u>	<u>\$ 25,343,794</u>

Included in net investment income are impairment charges from investment securities totaling \$4,343,192 (2016: \$Nil).

27. Net Policyholders' Benefits

Net policyholders' benefits are comprised of the following:

	2017	2016
Life and health policyholder benefits	\$ 86,723,425	\$ 81,625,727
Less: Reinsurance recoveries	<u>(14,658,421)</u>	<u>(8,422,359)</u>
Subtotal	72,065,004	73,203,368
Benefits paid on IRM reinsurance facilities (See Note 14)	<u>7,892,216</u>	<u>6,894,114</u>
Total net policyholders' benefits	<u>\$ 79,957,220</u>	<u>\$ 80,097,482</u>

Included in life and health policyholder benefits is \$864,117 related to interest on policy dividends on deposit (2016: \$864,646).

COLINA HOLDINGS BAHAMAS LIMITED
Notes to Consolidated Financial Statements

For the Year Ended December 31, 2017 with corresponding figures for the Year Ended December 31, 2016
(Expressed in Bahamian dollars)

Policyholders' benefits for the year by contract classification were as follows:

	2017	2016
Short-term insurance contracts	\$ 50,419,616	\$ 45,940,639
Long-term insurance and other contracts		
-with fixed and guaranteed terms	11,593,312	10,646,040
-with fixed and guaranteed terms and with DPF	22,146,938	21,194,620
-without fixed and guaranteed terms	2,108,922	1,855,298
-without fixed and guaranteed terms and with DPF	5,419,140	4,149,366
Long-term investment contracts with DPF	<u>2,927,713</u>	<u>4,733,878</u>
Total policyholders' benefits	94,615,641	88,519,841
Reinsurance recoveries	<u>(14,658,421)</u>	<u>(8,422,359)</u>
Net policyholders' benefits	<u>\$ 79,957,220</u>	<u>\$ 80,097,482</u>

28. General and Administrative Expenses

General and administrative expenses are comprised of:

	2017	2016
Salaries and employee/salesperson benefits	\$ 17,962,150	\$ 17,972,714
Fees, insurance and licences	5,528,289	5,283,229
IRM reinsurance facilities expenses (See Note 14)	909,584	2,501,516
Advertising and communications expense	3,586,096	3,533,094
Depreciation and amortization	1,653,905	1,869,070
Premises and maintenance	3,518,499	3,406,238
Underwriting fees	490,659	668,810
Other expenses	<u>612,940</u>	<u>758,607</u>
Total general and administrative expenses	<u>\$ 34,262,122</u>	<u>\$ 35,993,278</u>

29. Finance Costs and Interest

Finance costs and interest are comprised of:

	2017	2016
Interest on third party pension liabilities	\$ 1,116,362	\$ 1,191,681
Interest on liabilities due to ASO groups	979,451	1,044,264
Other interest costs	<u>275,276</u>	<u>343,852</u>
Total finance costs and interest	<u>\$ 2,371,089</u>	<u>\$ 2,579,797</u>

COLINA HOLDINGS BAHAMAS LIMITED
Notes to Consolidated Financial Statements

For the Year Ended December 31, 2017 with corresponding figures for the Year Ended December 31, 2016
(Expressed in Bahamian dollars)

30. Earnings Per Share and Dividends Per Share

Basic earnings per ordinary share is calculated by dividing net income attributable to ordinary shareholders of the Company by the weighted average number of ordinary shares issued and outstanding during the year, excluding ordinary shares of the Company acquired by Colina and held as treasury shares. In October 2017, Colina sold all 19,982 treasury shares at market value.

	2017	2016
Net income attributable to equity shareholders	<u>\$ 16,606,407</u>	<u>\$ 16,352,248</u>
Net income attributable to ordinary shareholders	<u>\$ 14,161,476</u>	<u>\$ 13,695,998</u>
Weighted average number of ordinary shares outstanding	<u>24,712,961</u>	<u>24,709,631</u>
Basic earnings per ordinary share	<u>\$ 0.57</u>	<u>\$ 0.55</u>

Dividends to the Company's shareholders are recognized as a liability in the period in which they are declared by the Board of Directors. Dividends paid by the Company to the Class "A" ordinary shareholders in 2017 totalled \$5,440,515 (\$0.22 per share) (2016: \$5,436,121 (\$0.22 per share)).

Dividends paid by the Company to the Class "A" preference shareholders during 2017 totalled \$2,444,931 (2016: \$2,656,250).

The Company does not have any dilutive shares.

31. Pension Plan

The Group's subsidiaries operate various defined contribution plans for eligible administrative employees and salespersons which are administered by CFAL. Under the respective plans, eligible staff and salespersons contribute between 5% to 7.5% of pensionable earnings with the subsidiary Companies contributing between 5% to 7.5%. The subsidiary Group's matching contributions vest with the employee/salesperson on various scales but fully vest after five to ten years. Pension expense for the year was \$810,646 and is included in salaries and employee/salespersons' benefits expense (2016: \$838,683).

32. Unit Linked Funds and Investment Plans

Certain policy contracts allow the policyholder to invest in units in a notional fund called the Bahamas Investment Fund (the "BIF"). The value of the units is linked to the performance of the underlying assets of the BIF. These assets may be varied by the Company from time to time and neither the policyholder nor any other person who may be entitled to benefit has any legal or beneficial interest in the BIF or the units or any underlying assets, which are solely the property of the Group.

Certain policy contracts, obtained through the acquisition of the former Colina in 2002, allow the policyholder to acquire units in a notional investment fund known as the Colina Investment Plan (the "CIP"). The value of the units is based on the performance of the underlying assets of the CIP. These assets may be varied from time to time.

Depending on the issue date of their policy, the Group may have guaranteed investors in the CIP a minimum rate of return of either 4% or 4.5% per annum, payable at maturity. The liabilities in relation to these guarantees are included in the provision for future policy benefits.

Issuance of new CIP policies was discontinued in January 2001.

COLINA HOLDINGS BAHAMAS LIMITED
Notes to Consolidated Financial Statements

For the Year Ended December 31, 2017 with corresponding figures for the Year Ended December 31, 2016
(Expressed in Bahamian dollars)

The underlying assets of the BIF and CIP that are included in their respective categories in the reporting at December 31, 2017 are as follows:

	Bahamas Investment Fund		Colina Investment Plan	
	2017	2016	2017	2016
Equities - listed	\$ 4,021,141	\$ 4,923,722	\$ 3,123,786	\$ 2,456,939
Equities - unquoted	66,894	66,894	15,000	15,000
Preferred shares - unquoted	529,000	550,000	297,000	318,000
Government securities	6,735,600	6,773,800	4,030,909	4,674,489
Debt securities - unquoted	496,430	507,144	32,143	35,715
Term deposits	236,867	253,056	-	-
Policy loans	-	-	719,368	780,206
Cash	1,234,904	50,494	57,243	45,830
Due to general fund	(186,879)	(128,134)	(712,784)	(725,482)
Total assets	<u>\$ 13,133,957</u>	<u>\$ 12,996,976</u>	<u>\$ 7,562,665</u>	<u>\$ 7,600,697</u>

33. Related Party Balances and Transactions

Related parties are entities or individuals where there is effective control or significant influence by the Company, its directors, AFH or its shareholders. All significant balances and transactions with AFH and entities or individuals controlled or significantly influenced by AFH or otherwise related to it, are disclosed in these consolidated financial statements as being with related parties.

Transactions with related parties

The following transactions were carried out with related parties:

	Other related parties			Total 2017	Total 2016
	AFH	Other affiliates			
Revenues					
Group medical insurance	\$ 29,588	\$ 1,032,387	\$ 885,768	\$ 1,947,743	\$ 1,727,711
Investment management and other fees	-	314,230	13,825	328,055	359,922
Interest and other income	-	-	1,410,936	1,410,936	907,096
Total	<u>\$ 29,588</u>	<u>\$ 1,346,617</u>	<u>\$ 2,310,529</u>	<u>\$ 3,686,734</u>	<u>\$ 2,994,729</u>
Expenses					
Management and consulting	\$ 106,932	\$ -	\$ -	\$ 106,932	\$ 108,555
Legal fees	-	224,633	-	224,633	237,706
Administration, Registrar and Transfer Agent fees	-	78,545	-	78,545	74,115
Property management fees	-	61,920	-	61,920	61,920
Advertising and marketing	-	279,478	-	279,478	277,409
Property rental	-	671,951	35,862	707,813	712,365
Medical lab expenses	-	-	406,736	406,736	482,746
Other	250,000	287,616	-	537,616	552,660
Total	<u>\$ 356,932</u>	<u>\$ 1,604,143</u>	<u>\$ 442,598</u>	<u>\$ 2,403,673</u>	<u>\$ 2,507,476</u>

COLINA HOLDINGS BAHAMAS LIMITED
Notes to Consolidated Financial Statements

For the Year Ended December 31, 2017 with corresponding figures for the Year Ended December 31, 2016
(Expressed in Bahamian dollars)

Key management personnel compensation

Key management personnel are those persons having authority and responsibility for planning, directing and controlling the activities of the Group and its subsidiaries, directly or indirectly, including any director (whether executive or otherwise) of the Group. Compensation for key management personnel for the year ended December 31, 2017 was \$3,813,023 (2016: \$4,178,357).

Directors' fees

Fees paid to Directors for services rendered on the Company's Board and Board Committees for the year ended December 31, 2017 totaled \$280,170 (2016: \$267,574).

Year-end balances arising from sales/purchases of products and /or services

The following related party amounts are included in the consolidated statement of financial position as at December 31:

	AFH	Other affiliates	Other related parties	Key Management/ Directors	Total 2017	Total 2016
Assets						
Investment securities	\$ -	\$ 356,275	\$ 6,000,000	\$ -	\$ 6,356,275	\$ 5,643,119
Mortgages and and commercial loans, net	\$ -	\$ -	\$ -	\$ 1,000,478	\$ 1,000,478	\$ 1,080,639
Cash and bank balances	\$ -	\$ -	\$ 231,346	\$ -	\$ 231,346	\$ 3,533,970
Receivables and other assets	\$ 46,128	\$ 150,770	\$ 8,093,760	\$ -	\$ 8,290,658	\$ 10,543,399
Liabilities						
Other liabilities	\$ -	\$ 40,991	\$ -	\$ -	\$ 40,991	\$ 83,395

Included in "Investment securities" and "Receivables and other assets" in 2017 is the \$5 million investment in ABL Preference Shares (2016: \$5 million) and the \$8 million loan to SBL (2016: \$10 million) respectively (See Notes 13 and 14).

Loans advanced to related parties included in mortgages and commercial loans carry interest rates of 5.5% p.a. (2016: 5.5% p.a.).

34. Risk Management

Governance Framework

The primary objective of the Company's Corporate Governance framework is to protect the Company's shareholders from events that hinder the sustainable achievement of financial performance objectives, including failing to exploit opportunities. Key management recognizes the critical importance of having efficient and effective risk management systems in place. The Group has a clear organizational structure with documented delegated authorities and responsibilities from the Board of Directors to executive management committees and senior managers.

Regulatory Framework

Regulators are primarily interested in protecting the rights of the policyholders and have established guidelines and regulations by which the Group is required to comply to ensure that the Group is satisfactorily managing affairs for their benefit. The operations of the Group are subject also to regulatory requirements in the foreign jurisdictions in which it operates. The Group's regulators are interested in ensuring that the Group maintains an appropriate solvency position to meet unforeseen liabilities arising from changes in the economic environment. Such regulations not only prescribe approval and monitoring of activities, but also impose certain restrictive provisions to minimize the risk of default and insolvency on the part of insurance companies to meet unforeseen liabilities as they arise.

COLINA HOLDINGS BAHAMAS LIMITED
Notes to Consolidated Financial Statements

For the Year Ended December 31, 2017 with corresponding figures for the Year Ended December 31, 2016
 (Expressed in Bahamian dollars)

Insurance risk

The risk under any one insurance contract is the possibility that the insured event occurs and the uncertainty of the amount and timing of the resulting claim.

For a portfolio of insurance contracts where the theory of probability is applied to pricing and provisioning, the principal risk that the Group faces under its insurance contracts is that the actual claims and benefit payments exceed the carrying amount of the insurance liabilities. This could occur because the frequency or severity of claims and benefits are greater than estimated. Insurance events are random and the actual number and amount of claims and benefits will vary from year to year from the estimate established using statistical techniques.

Experience shows that the larger the portfolio of similar insurance contracts, the smaller the relative variability about the expected outcome will be. In addition, a more diversified portfolio is less likely to be affected across the board by a change in any subset of the portfolio. The Group has developed its insurance underwriting strategy to diversify the type of insurance risks accepted and within each of these categories to achieve a sufficiently large population of risks to reduce the variability of the expected outcome.

Factors that increase insurance risk include lack of risk diversification in terms of type and amount of risk, geographical location and type of industry covered.

Frequency and severity of claims

For contracts where death is the insured risk, the most significant factors that could increase the overall frequency of claims are epidemics or wide spread changes in lifestyle such as eating, smoking and exercise habits, resulting in earlier or more claims than expected. For contracts where survival is the insured risk, the most significant factor is continued improvement in medical science and social conditions that would increase longevity.

At present, these risks do not vary significantly in relation to the location of the risk insured by the Group. However, undue concentration by amounts could have an impact on the severity of benefit payments on a portfolio basis.

The table below indicates the concentration of insured benefits across four bands of insured benefits per coverage insured rounded to the nearest thousand.

	2017 (in \$000s)	2016 (in \$000s)
\$0 to \$49,999	\$ 427,364	\$ 437,563
\$50,000 to \$99,999	888,275	910,691
\$100,000 to \$149,999	2,133,836	2,102,442
\$150,000 and over	<u>3,115,832</u>	<u>3,189,026</u>
Total	<u>\$ 6,565,307</u>	<u>\$ 6,639,722</u>

The Group manages risks through its underwriting strategy and reinsurance arrangements. The underwriting strategy is intended to ensure that the risks underwritten are well diversified in terms of type of risk and the level of insured benefits. Medical selection is also included in the Group's underwriting procedures with premiums varied to reflect the health condition and family medical history of the applicants. The Group limits the amount of loss on any one policy by reinsuring certain levels of risk in various areas of exposure with other insurers.

Generally, the Group has retention limits on insurance policies as follows:

	2017	2016
Individual life	\$ 50,000	\$ 50,000
Individual accidental death and dismemberment	\$ 50,000	\$ 50,000
Individual personal accident	\$ 50,000	\$ 50,000
Group accidental death and dismemberment	\$ 50,000	\$ 50,000
Individual and Group Medical	\$ 250,000	\$ 250,000

Reinsurance ceded does not discharge the Group's liability as the primary insurer and failure of reinsurers to honour their obligations could result in losses to the Group.

COLINA HOLDINGS BAHAMAS LIMITED
Notes to Consolidated Financial Statements

For the Year Ended December 31, 2017 with corresponding figures for the Year Ended December 31, 2016
(Expressed in Bahamian dollars)

Financial risk

The Group is exposed to financial risk through its financial assets, financial liabilities (investment contracts and borrowings), reinsurance assets and insurance liabilities. In particular, the key financial risk is that the proceeds from its financial assets are not sufficient to fund the obligations arising from its insurance and investment contracts. The most important components of this financial risk are interest rate risk, credit risk and liquidity risk.

These risks arise from open positions in interest rate and equity products, all of which are exposed to general and specific market movements. The risk that the Group primarily faces due to the nature of its investments and liabilities is interest rate risk.

The Group manages these positions within an asset liability management ("ALM") framework that has been developed to maximize long-term investment returns in excess of its obligations under insurance and investment contracts. The principal technique of the Group's ALM is to match cash flows from assets to the liability cash flows arising from insurance and investment contracts by reference to the type of benefits payable to contract holders. For each distinct category of liabilities, a separate portfolio of assets is maintained.

The Group's ALM is integrated with the management of the financial risks associated with the Group's other financial assets and liabilities not directly associated with insurance and investment liabilities.

Interest rate risk

The Group is vulnerable to periods of declining interest rates given that most of its investments in government bonds have floating interest rates tied to the Bahamian \$ Prime rate. The Group manages this risk by attempting to retain a level of assets to liabilities with similar principal values, effective interest rates and maturity dates.

The Group monitors interest rate risk by calculating the duration of the investment portfolio and the liabilities issued. The duration is an indicator of the sensitivity of the assets and liabilities to changes in current interest rates. The duration of the liabilities is determined by projecting expected cash flows from the contracts using best estimates of mortality, morbidity and terminations. No future discretionary supplemental benefits are assumed to accrue. The duration of the assets is calculated in a consistent manner. Any gap between the duration of the assets and the duration of the liabilities is minimized by means of buying and selling securities of different durations. The Group's sensitivity to interest rate risk is included in Note 18.

Credit risk

Credit risk arises from the failure of a counterparty to perform according to the terms of the contract. From this perspective, the Group's credit risk exposure is primarily concentrated in its deposits placed with other financial institutions, loans to policyholders and other clients, and amounts due from reinsurers and insurance contract holders.

The Group's deposits are primarily placed with well-known high quality financial institutions. Loans to policyholders are generally collateralized by cash surrender values of the respective policies. Mortgage loans are adequately secured by properly registered legal charges on real property. With respect to the Group's unsecured commercial paper loans and other material unsecured receivables, management is satisfied that the debtors concerned are both financially able and willing to meet their obligations to the Group except in those instances where impairment provisions have been made.

Reinsurance is used to manage insurance risk. This does not, however, discharge the Group's liability as primary insurer. If a reinsurer fails to pay a claim for any reason, the Group remains liable for the payment to the policyholder. The creditworthiness of reinsurers is considered on an annual basis by reviewing their financial strength prior to finalization of any contract. The Appointed Actuary advises management with respect to the Group's reinsurance placement policy and assists with assessing the creditworthiness of all reinsurers by reviewing credit grades provided by rating agencies and other publicly available financial information. The Group's main reinsurer is Munich Reinsurance Company Canada Branch (Life).

COLINA HOLDINGS BAHAMAS LIMITED
Notes to Consolidated Financial Statements

For the Year Ended December 31, 2017 with corresponding figures for the Year Ended December 31, 2016
(Expressed in Bahamian dollars)

The table below provides information regarding the credit risk exposure of the Group by classifying assets according to the Group's internal assessments of the credit ratings of counterparties. The table also includes an aging analysis of financial assets, providing information regarding the Group's exposures on amounts current, and past due:

December 31, 2017 (in \$000s)	Balances with no scheduled repayment dates			Current		Past due but not impaired		Total
	Investment Grade	Non-Graded	Unit Linked	30 - 90 days	>90 days			
Financial assets								
Term deposits	\$ -	\$ 51,770	\$ -	\$ 237	\$ -	\$ -	\$ -	\$ 52,007
FVPL securities	-	4,498	85,022	11,849	-	-	-	101,369
AFS securities	-	5,790	221,296	7,499	-	-	-	234,585
Loans and receivables	-	-	35,000	-	-	-	-	35,000
Mortgages and commercial loans	-	-	14,763	-	3,897	15,192	-	33,852
Policy loans	68,689	-	-	719	-	-	-	69,408
Cash and demand balances	49,450	-	-	1,292	-	-	-	50,742
Premiums receivable	-	-	2,086	-	248	-	-	2,334
Reinsurance receivables	-	-	5,061	-	4,548	148	-	9,757
Loan to SBL Ltd.	-	-	8,086	-	-	-	-	8,086
Other financial assets	2,614	4,005	16,558	-	-	-	-	23,177
Total financial assets	\$ 120,753	\$ 66,063	\$ 387,872	\$ 21,596	\$ 8,693	\$ 15,340	\$ -	\$ 620,317

December 31, 2016 (in \$000s)	Balances with no scheduled repayment dates			Current		Past due but not impaired		Total
	Investment Grade	Non-Graded	Unit Linked	30 - 90 days	>90 days			
Financial assets								
Term deposits	\$ -	\$ 25,688	\$ -	\$ 253	\$ -	\$ -	\$ -	\$ 25,941
FVPL securities	-	4,935	87,438	12,822	-	-	-	105,195
AFS securities	-	4,203	216,900	7,500	-	-	-	228,603
Loans and receivables	-	-	35,000	-	-	-	-	35,000
Mortgages and commercial loans	-	-	17,600	-	3,506	18,428	-	39,534
Policy loans	69,274	-	-	780	-	-	-	70,054
Cash and demand balances	18,671	-	-	96	-	-	-	18,767
Premiums receivable	-	-	3,049	-	874	7,016	-	10,939
Reinsurance receivables	-	-	1,273	-	1,636	264	-	3,173
Loan to SBL Ltd.	-	-	10,000	-	-	-	-	10,000
Other financial assets	2,489	5,889	44,882	-	-	-	-	53,260
Total financial assets	\$ 90,434	\$ 40,715	\$ 416,142	\$ 21,451	\$ 6,016	\$ 25,708	\$ -	\$ 600,466

Management's internal credit rating assessment allows for Government Securities and listed equity securities to be included in the 'Investment Grade' classification.

Liquidity risk

The Group is exposed to daily calls on its available cash resources, mainly from claims arising from insurance contracts. Liquidity risk is the risk that cash may not be available to pay obligations when due at a reasonable cost. Management sets limits on the minimum proportion of maturing funds available to meet such calls and on the minimum level of borrowing facilities that should be in place to cover maturities, claims and surrenders at unexpected levels of demand.

COLINA HOLDINGS BAHAMAS LIMITED
Notes to Consolidated Financial Statements

For the Year Ended December 31, 2017 with corresponding figures for the Year Ended December 31, 2016
(Expressed in Bahamian dollars)

The table below summarizes the maturity profile of the financial liabilities of the Group based on remaining contractual obligations (undiscounted cash flow basis):

December 31, 2017 (in \$000s)	Up to a year	1-5 years	Over 5 years	No Term	Not Classified	Total
Insurance and Investment Contracts						
Short-term insurance contracts	\$ 7,688	\$ 39	\$ 88	\$ -	\$ 7,763	\$ 15,578
Long-term insurance and other contracts						
-with fixed and guaranteed terms	(10,706)	(18,958)	606,764	-	12,737	589,837
-with fixed and guaranteed terms, with DPF	9,468	46,411	557,349	-	3,339	616,567
-without fixed and guaranteed terms	1,835	6,650	17,644	-	413	26,542
-without fixed and guaranteed terms, with DPF	2,671	7,513	12,172	-	(1,122)	21,234
Long-term investment contracts with DPF	-	-	-	-	7,563	7,563
Financial Liabilities						
Policy dividends on deposit	-	-	-	28,196	-	28,196
Repurchase agreement	7,000	14,000	-	-	-	21,000
Other financial liabilities	-	-	-	78,290	-	78,290
Total	\$ 17,956	\$ 55,655	\$ 1,194,017	\$ 106,487	\$ 30,693	\$ 1,404,808

December 31, 2016 (in \$000s)	Up to a year	1-5 years	Over 5 years	No Term	Not Classified	Total
Insurance and Investment Contracts						
Short-term insurance contracts	\$ 6,983	\$ 36	\$ 61	\$ -	\$ 6,920	\$ 14,000
Long-term insurance and other contracts						
-with fixed and guaranteed terms	(11,320)	(20,679)	584,764	-	13,380	566,145
-with fixed and guaranteed terms, with DPF	10,254	48,991	524,845	-	4,443	588,533
-without fixed and guaranteed terms	1,806	6,732	18,816	-	408	27,762
-without fixed and guaranteed terms, with DPF	2,671	7,335	12,392	-	(1,055)	21,343
Long-term investment contracts with DPF	-	-	-	-	7,601	7,601
Financial Liabilities						
Policy dividends on deposit	-	-	-	27,897	-	27,897
Repurchase agreement	7,000	21,000	-	-	-	28,000
Other financial liabilities	-	-	-	85,195	-	85,195
Total	\$ 17,394	\$ 63,415	\$ 1,140,878	\$ 113,092	\$ 31,697	\$ 1,366,476

Due to system limitations, certain balances were not able to be classified and have been included in the caption 'not classified'.

The table below summarizes the expected recovery or settlement of assets:

December 31, 2017 (in \$000s)	Current	Non-Current	Unit Linked	Total
Term deposits	\$ 51,770	\$ -	\$ 237	\$ 52,007
Investment securities				
FVPL securities	-	89,520	11,849	101,369
AFS securities	-	227,086	7,499	234,585
Loans and receivables	-	35,000	-	35,000
Mortgages and commercial loans	2,351	31,501	-	33,852
Policy loans	-	68,689	719	69,408
Investment properties	-	54,845	-	54,845
Equity-accounted investees	-	15,546	-	15,546
Cash and demand balances	49,450	-	1,292	50,742
Receivables and other assets	62,588	-	-	62,588
Property and equipment	-	17,572	-	17,572
Goodwill	-	13,164	-	13,164
Other intangible assets	-	2,808	-	2,808
Total Assets	\$ 166,159	\$ 555,731	\$ 21,596	\$ 743,486

COLINA HOLDINGS BAHAMAS LIMITED
Notes to Consolidated Financial Statements

For the Year Ended December 31, 2017 with corresponding figures for the Year Ended December 31, 2016
(Expressed in Bahamian dollars)

December 31, 2016 (in \$000s)	Current	Non-Current	Unit Linked	Total
Term deposits	\$ 25,687	\$ -	\$ 253	\$ 25,940
Investment securities				
FVPL securities	-	92,373	12,822	105,195
AFS securities	-	221,103	7,500	228,603
Loans and receivables	-	35,000	-	35,000
Mortgages and commercial loans	1,323	38,211	-	39,534
Policy loans	-	69,274	780	70,054
Investment properties	-	55,720	-	55,720
Equity-accounted investees	-	13,922	-	13,922
Cash and demand balances	18,671	-	96	18,767
Receivables and other assets	98,612	-	-	98,612
Property and equipment	-	18,590	-	18,590
Goodwill	-	13,371	-	13,371
Other intangible assets	-	<u>3,272</u>	-	<u>3,272</u>
Total Assets	<u>\$ 144,293</u>	<u>\$ 560,836</u>	<u>\$ 21,451</u>	<u>\$ 726,580</u>

Price risk

The Group's listed and unlisted equity securities are susceptible to market price risk arising from uncertainties about future values of the investment securities. The Group has a relatively small investment in local equities which are exposed to market price risk arising from uncertainties about the future values of the investment. A sensitivity analysis has therefore not been presented. Securities reports on the equity portfolio are submitted to the Group's senior management on a regular basis. The Group's Board of Directors and/or respective Board Committees review and approve equity investment decisions meeting thresholds established in each respective subsidiary's Investment guidelines.

Settlement Risk

The Group's trading activities may give rise to settlement risk. Settlement risk is the risk of loss due to the failure of counterparty to honor its obligations to deliver cash, securities, or other assets as contractually agreed.

For those transactions, the Group mitigates settlement risk by the simultaneous commencement of the payment and the delivery parts of the transaction.

Operational risk

Operational risk is the risk of loss resulting from inadequate or failed internal processes or systems. Internal processes include activities relating to accounting, reporting, operations, compliance and personnel management. Such risk manifests itself in various breakdowns, errors and business interruptions and can potentially result in financial losses and other damage to the Group.

The Group regularly assesses new systems which will better enable the Group to monitor and control its exposure to operational risk in order to keep operational risk at appropriate levels.

Capital Management

The Group manages its capital requirements by assessing shortfalls between reported and required capital levels on a regular basis. Adjustments to current capital levels are made in light of changes in economic conditions and risk characteristics of the Group's activities. In order to maintain or adjust the capital structure, the Company may adjust the amount of dividends paid or return of capital to the shareholders.

COLINA HOLDINGS BAHAMAS LIMITED
Notes to Consolidated Financial Statements

For the Year Ended December 31, 2017 with corresponding figures for the Year Ended December 31, 2016
(Expressed in Bahamian dollars)

Subsidiary Capital Requirements

The Company and its subsidiaries fully complied with all externally imposed capital requirements during the reported financial period and no changes were made to the Company's capital base, objectives, policies and processes from the prior year. The following is a summary of capital requirements by principal subsidiary:

Colina

Externally imposed capital requirements for Colina are set and regulated by the Insurance Commission of The Bahamas. These requirements are put in place to ensure sufficient solvency margins. At December 31, 2017, Colina exceeded both the statutory margin requirement and the minimum ratio requirement of qualifying to admissible assets. Further objectives are set by management and the Board to maintain a strong credit rating and healthy capital ratios in order to support its business objectives and maximize shareholders' value. For the purposes of assessing its capital position, Colina uses the capital on its consolidated statement of financial position excluding goodwill and with limitations placed on all but the strongest forms of capital.

In addition to the solvency margins as required by statute, Colina measures its solvency ratio using Canadian reserving methodologies and solvency standards as measured by the Minimum Continuing Capital and Surplus Requirement ("MCCSR"). The Canadian Insurance regulator has set a MCCSR supervisory target of 150%. At December 31, 2017, Colina's MCCSR exceeded the target.

CFAL

CFAL is required to have a minimum capital of \$25,000 calculated as per the Securities Act and was well in excess of the minimum requirement.

CGIA

CGIA's Board of Directors reviews its capital structure on an annual basis and considers the cost of capital and the risks associated with each class of capital.

35. Other Subsequent Events

Dividends declared for Ordinary and Preference Shareholders

The Board of Directors, by resolution dated March 16, 2018, authorized the payment of preference share dividends for the Class "A" Preference Shareholders of the Company for the quarter ended March 31, 2018.

The Board further approved an ordinary dividend of \$0.16 per share for all issued and outstanding Class "A" Ordinary Shareholders of record on April 30, 2018.